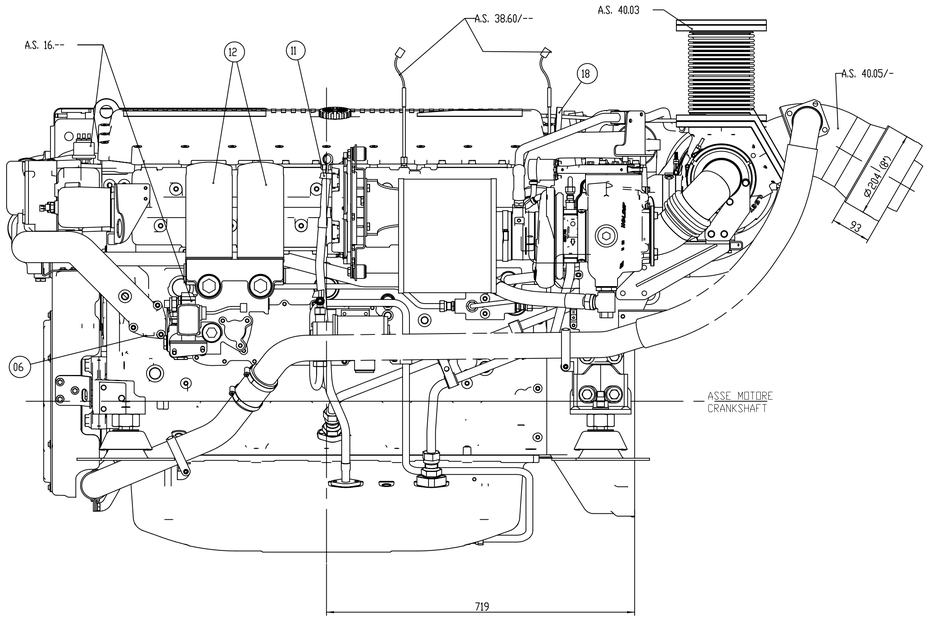

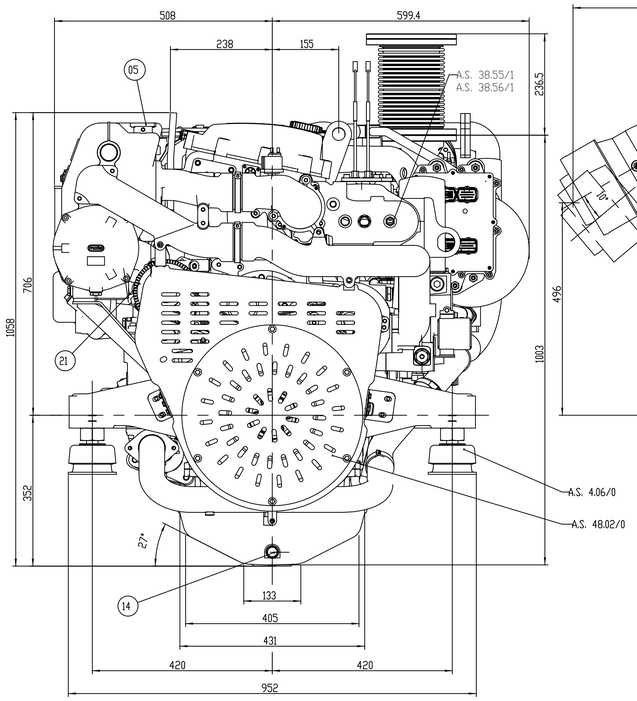

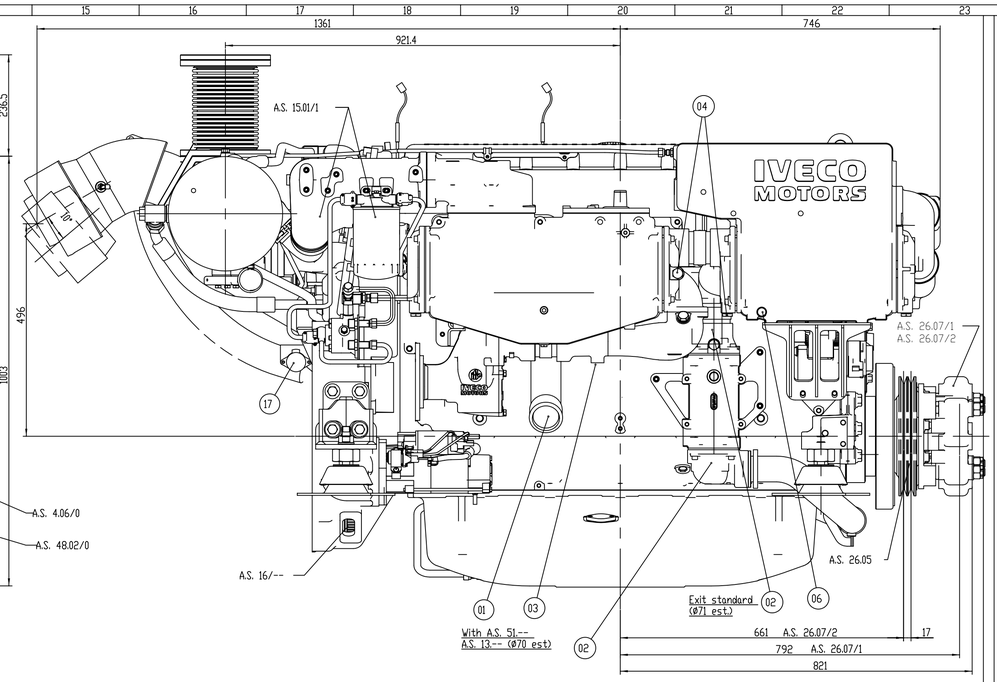

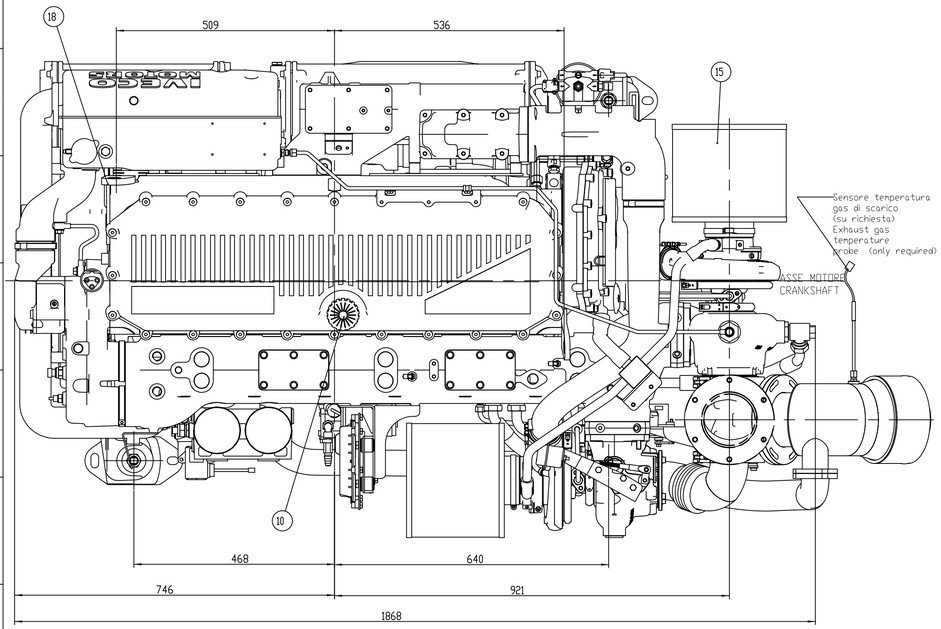

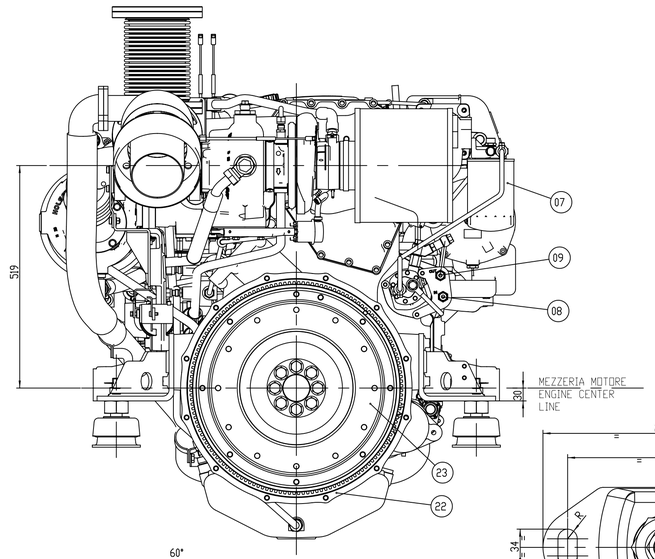

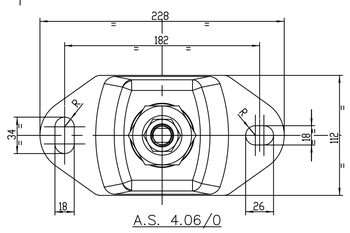

A.S. 4.06/0

Dettaglio sospensione elastica registrabile
Adjustable elastic support engine detail

Scala 1:2

A.S.80.00	Connessioni BOILER	BOILER connection
A.S.73.--	Configurazione centralina -tarature-	Data sets (power setting)
A.S.51.--	Invertitore riduttore	Reversing gear speed reducer
A.S.49.11	Pompa prelubrifica ed estrazione olio coppa	Pre lubrification and oil discharge electric pump
A.S.48.02/1	Riparo parziale pulegge e cinghie	Partial safety cover for pulley and belts
A.S.48.02/0	Riparo totale pulegge e cinghie	Total safety cover for pulleys and belts
A.S.41.03	Asta livello olio lato DX	Right side OIL level stick
A.S.40.05/-	Riser	Riser
A.S.40.03/-	Gomito per scarico con flessibile	Exhaust gas with flexible
A.S.38.8-/--	Fly-bridge analogico - digitale (SCIOLTO)	Analogic or digital fly-bridge (LOOSE)
A.S.38.60/--	Interruttore termometrico temperatura gas di scarico	Exhaust gas temperature probe
A.S.38.7-/--	Quadretto analogico / digitale (SCIOLTO)	Analogic or digital dash board (LOOSE)
A.S.38.55/1	Trasmettitori VDO	VDO transmitters
A.S.26.07/2	Puleggia+giunto per albero 400 Nm	400 Nm shaft joint and pulley
A.S.26.07/1	Puleggia+giunto per flangia 400 Nm	400 Nm flange joint and pulley
A.S.26.05	Pulegge a gole suppl.	Additional groves pulley
A.S.17.07/1	Filtro olio doppio commutabile	Replaceable oil filter-running engine
A.S.16.--	Trasmettitori R.I.N.A.	R.I.N.A. transmitters
A.S.15.01/1	Filtro combustibile doppio commutabile	Replaceable fuel filter-running engine
A.S.13.--	Predisposizione volano per invert.	Flywhell prearrangement
A.S.4.06/1	Sospensioni el. registr. per mot. + invert.	Adjustable elastic engine supports + reversing gear
A.S.4.06/0	Sospensioni el. registr. per mot.	Adjustable elastic engine supports
A.S.4.05/1	Sospensioni el. non regger mot. + invert.	Fixed elastic engine supports + reversing gear
A.S.4.05/0	Sospensioni el. non regger motore	Fixed elastic engine supports

01	ENTRATA ACQUA MARE Ø76 (3")	SEA WATER INLET Ø76 mm (3")
02	USCITA ACQUA MARE Ø70 (2.7")	SEA WATER OUTLET Ø70 mm (2.7")
03	TAPPO SCARICO ACQUA MARE	SEA WATER DRAIN PLUG
04	ANODO DI ZINCO (N°2)	ZINC ANODE (N°2)
05	TAPPO RIEMPIMENTO ACQUA DOLCE	FRESH WATER FILLER
06	TAPPO SCARICO ACQUA DOLCE (N°2)	FRESH WATER DRAIN POINT (N°2)
07	FILTRO COMBUSTIBILE	FUEL FILTER
08	ENTRATA COMBUSTIBILE (1/2" GAS)	FUEL INLET (1/2" GAS)
09	USCITA COMBUSTIBILE (1/2" GAS)	FUEL RETURN (1/2" GAS)
10	TAPPO INTRODUZIONE OLIO MOTORE	OIL FILLER ENGINE CAP
11	ASTA VERIFICA LIVELLO OLIO	OIL DIPSTICK ENGINE
12	FILTRO OLIO (n°2)	OIL FILTER (n°2)
14	ATTACCO PER SCARICO OLIO COPPA	OIL DRAIN SUMP CONNECTION
15	FILTRO ARIA	AIR FILTER
16	FLANGIA GAS DI SCARICO	EXHAUST FLANGE
17	TRASMETTITORE POSIZIONE ACCELERATORE	THROTTLE POTENZIOMETER POSITION
18	GANCIO SOLLEVAMENTO MOTORE (N°2)	HOOK (N°2)
19	CONNESSIONE PER DIAGNOSTICA	CHECK CONTROL CONNECTION
20	CONNESSIONE PER QUADRO STRUMENTI	MAIN BOARD CONNECTION
21	ALTERNATORE	ALTERNATOR
22	CARTER COPRIVOLANO -SAE 1-	-SAE 1- HOUSING GEAR
23	VOLANO 14"	14" FLYWHEEL

CAD DRAWING
HANDLING ON CAD SYSTEM ONLY

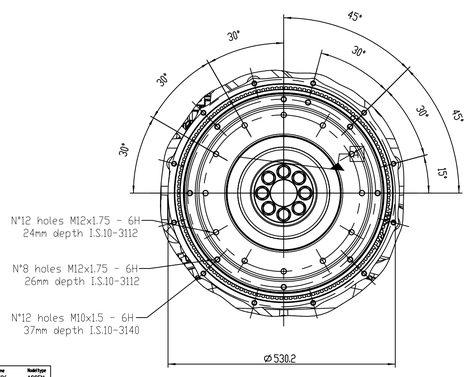

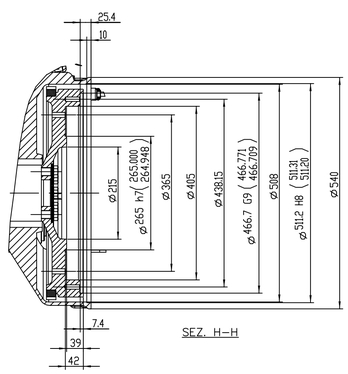

SEZ. H-H

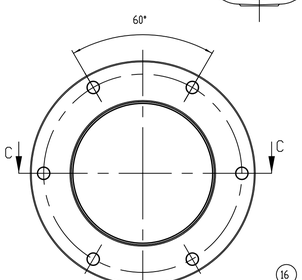

(16) A.S. 40.03

Dettaglio controflangia uscita gas di scarico
Exhaust gas flange detail

Scala 1:2

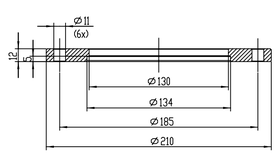

SEZ. C-C

DATI CARATTERISTICI Technical data	
POTENZA Power	607 KW (825 CV) 2400 RPM
N° CILINDRI Cylinder	6 in linea in-line 6
ALESAGGIO CORSA Bore x stroke	135x150
CILINDRATA TOTALE Total displacement	12,9 dm3
PESO A SECCO MOTORE BASE Weight basic engine dry	1395 Kg

CARATTERISTICHE GENERALI (vedi disegno) General technical data (see drawing)	------
SCHEMA ELETTRICO (vedi disegno) Electrical layout (see drawing)	8049086
SCHEMA CIRCUITO COMBUSTIBILE (vedi disegno) Fuel circuit layout (see drawing)	8030506
SCHEMA CIRCUITO OLIO (vedi disegno) Oil circuit layout (see drawing)	8043999
SCHEMA CIRCUITO ACQUA (vedi disegno) Water circuit layout (see drawing)	8044000

Proprieta' della Iveco SpA. Senza autorizzazione scritta della stessa il presente disegno non potra' essere utilizzato per la costruzione dei componenti rappresentati nè reso noto a terzi o riprodotto. La società proprietaria tutela i propri diritti a rigore di legge.

Alle Eigentumsrechte sind Iveco SpA vorbehalten. Ohne schriftliche Genehmigung darf diese Zeichnung weder zur Herstellung der dargestellten Gegenstände verwendet noch reproduziert bzw. Dritten weitergeben werden. Jede Rechtsverletzung wird gerichtlich verfolgt.

All proprietary rights reserved by Iveco SpA. This drawing must not be reproduced in any way nor used for the manufacture of the component or unit herein illustrated and must not be released to other parties, without written consent. Any infringement will be legally pursued.

STANDARDS richiamati
rifgetland
mentioned

Scala Maßstab Scale	12 15							Materiale/Werkstoff/Material	Standards / Code No
Iveco Std. 18-001	ISO ≤ IT8 ≤ 30' Ra ≤ 0.4								
Prescrizioni generali Allgemeine Vorschriften General rules Iveco Std. 18-099								Massa Gwg. / Masse / Mass	Nr. Grezzo / Rohteil-Nr. / Blank-No
	Data	Name						Designazione/Benennung/Designation	Lexicon Code 143340
Drawn by	15-10-2007	Sonnaggio						FIGURINO MOTORE Engine layout	
Checked by	23-10-2007	Vallenari	A0	1-2C2ARW-001-635	12-11-07	SA			
Standards	-	Burgazzi	Index	Codice comunicazione modifiche	Data	Name			
Department	E635	Approved	Index	Änderungs-Mitteilungs-Nr. Modification Notice Code	Datum Date	None None None			
Modello/Model/Modèle C13ENTM83.10			IVECO Iveco SpA					No 8046587 D A 54-9756	Sheet 1/1
Origin			Replaced for					Replaced by:	

Modifiche/Änderungen/Modifications

Rodamo 8046586 Modifiqo ASSEM