nanni

PRODUCT GUIDE

CONTENTS

- Nanni at a glance..... 02
- Sail with confidence..... 03
- Using this guide..... 04
- Dimensions & Weight..... 05
- Ratings outline..... 06
- Regulations..... 10
- Propulsion engines..... 12
- Sail drive propulsion system..... 14
- Stern Drive propulsion system..... 30
- Marex Control systems..... 46
- Interactive Control systems..... 50
- Generator sets..... 53
- Nanni Hybrid system..... 96

Despite all the care taken in publishing this brochure, Nanni Industries cannot be held responsible for any error introduced in the content.

In the interest of progress, please kindly note that model designations, ratings and specifications are subject to change without prior notice.

NANNI AT A GLANCE

Nanni is an independent international company founded in 1952 and is now France's leading marine engine manufacturer.

The company designs, develops, manufactures and markets engines and generator sets designed specifically for the challenge of marine applications. Nanni also provides all related technologies, including fuel systems, controls, air handling, filtration, emission solutions and electrical power generation systems. With its comprehensive product range, Nanni offers content in all power and application categories, and is able to provide a full range of solutions, from bobtail engines to complete power systems.

Headquartered in France, the production unit and the design office are certified as compliant with ISO 9001 standards.

Learn more about Nanni on nannienergy.com

WORLDWIDE CUSTOMER SUPPORT NETWORK

Nanni products are supported at every major port thanks to a worldwide network of independent distributor facilities and dealer locations, delivering the expertise and parts needed to keep customer's products running smoothly.

In choosing a Nanni product, you gain an extensive worldwide sales and service network to help you achieve maximum engine life and sustained reliability.

SAIL WITH CONFIDENCE

Nanni has been a global marine engine manufacturer for over 60 years, offering customers industry-leading durability and reliability. As a result, many of Nanni's legacy engines are still powering boats around the globe.

Known for their reliability, its products are the driving force behind many power systems worldwide. The long and successful partnership with customers including major shipyards and governmental agencies provides further evidence that you can rely on a solid partner.

Robust, efficient & built to last. These are the qualities that have made Nanni's reputation. We design simple, yet effective and reliable products able to withstand the toughest conditions, year after year.

And when it comes to fuel consumption and maintenance costs, Nanni is also an attractive choice. Not only because of products quality, but also thanks to an established know-how in marine power systems and full engineering team support throughout project realization. From the first stage, through the sales process and commissioning, to parts supply, maintenance, repair and upgrade, Nanni offers a full range of services.

Nanni, your single source for complete power systems.

USING THIS GUIDE

PROPULSION ENGINES

For propulsion engines, the application ratings reflect various boat operation needs. Knowledge of the engine's operating requirements is therefore essential to establish a proper match of engine rating to boat operating requirements.

Consider the expected annual operating hours based on the annual 12-month period. Also consider the duty cycle, which refer to the amount of time the engine is required to be operated at rated rpm during a period of time. Then review the presented application ratings and decide which rating best defines the application. Also foresee the regulations that the engine will have to meet. Once you have decided which rating and emission level fit your needs, refer to the specification tables beginning on page 6 and on page 10 for ratings and regulations availability by engine model.

Finally, use the engine model pages for additional information to help you decide which Nanni engine best fits your operating needs. The type of transmissions that are available for each engine are indicated.

More information is provided on specific product brochures available for each engine on www.nannienergy.com.

GENERATOR SETS

For generator sets, first refer to the overview on page 40 and determine the series that best suits your application. Proceed to the sizing step by making an inventory of on-board electrical appliances. Add their rated power together and foresee which appliances will operate simultaneously. Also establish important project parameters such as load capacity, voltage, single or three-phase, maximum allowable voltage and frequency drop, etc.

As always, refer to www.nannienergy.com or consult your Nanni representative for assistance and for the most up-to-date information.

DIMENSIONS & WEIGHT

Dimensions and weight may vary according to the configuration selected. More detailed information is included within the specific installation schematic for each product.

Stated weight values are based on dry engines including standard equipment without coolant, oil and transmission.

Sizing is defined according to the following schematic diagram:

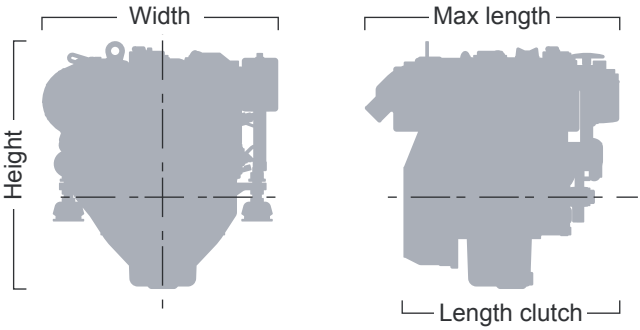

For propulsion engines, performance data are provided in accordance with ISO 8665-1, as follows:

- kW: Rated engine power in kilowatts
- hp: Rated engine power in metric horsepower
- rpm: Rated engine speed in revolutions per minute
- l/h: Max fuel consumption at rated engine speed in litres per hour. Fuel consumption has a tolerance of +/- 5%

For generator sets, power rating are given according ISO 8528-1. Dimensions are given as the maximum overall length, width and height. Weights are based on dry engines, without coolant and oil.

RATINGS OUTLINE

To precisely identify the appropriate engine rating required, please contact your nearest local Nanni representative.

M1.L RATING

Operating hours	Unlimited
Load factor [1]	Up to 100%
Duty cycle [2]	Uninterrupted full power
Application example	ICFN (continuous)

M1.S RATING

Operating hours	Unlimited
Load factor [1]	Up to 80%
Duty cycle [2]	Full power for no more than 1 hour out of each 3 hours of operation
Application example	IFN (intermittent)

M1 RATING

Operating hours	24 hours per day
Load factor [1]	Over 65%
Duty cycle [2]	Uninterrupted full power
Application example	Line hauls tugs and towboats, trawlers/ draggers, displacement hull fishing boats

M2 RATING

Operating hours	Up to 5000 hours per year
Load factor [1]	Up to 65%
Duty cycle [2]	Full power for no more than 16 hours out of each 24 hours of operation
Application example	Short-range tugs and towboats long-range ferryboats, large passenger vessels and offshore displacement hull fishing boats

M3 RATING

Operating hours	Up to 4000 hours per year
Load factor [1]	Up to 50%
Duty cycle [2]	Full power for no more than 4 hours out of each 12 hours of operation
Application example	Coastal fishing boats offshore crew boats, research boats. Short range ferryboats and dinner cruise boats

M4 RATING

Operating hours	Up to 3000 hours per year
Load factor [1]	Up to 40%
Duty cycle [2]	Full power for no more than 1 hour out of each 12 hours of operation
Application example	Inshore crew boats, charter fishing boats, pilot boats, dive boats, and planning hull commercial fishing boats

M5.L RATING

Operating hours	Up to 2000 hours per year
Load factor [1]	Up to 77%
Duty cycle [2]	Full power for no more than 1 hour out of each 6 hours of operation
Application example	Patrol craft long

M5.S RATING

Operating hours	Up to 1200 hours per year
Load factor [1]	Up to 77%
Duty cycle [2]	Full power for no more than 1 hour out of each 12 hours of operation
Application example	Patrol craft short

M5 RATING

Operating hours	Up to 1000 hours per year
Load factor [1]	Up to 35%
Duty cycle [2]	Full power for no more than 30 minutes out of each 8 hours of operation
Application example	Recreational boats, tactical military vessels and rescue boats

M6.S RATING

Operating hours	Up to 500 hours per year
Load factor [1]	Up to 50%
Duty cycle [2]	Full power for no more than 1 hour out of each 20 hours of operation
Application example	Pleasure craft

M6 RATING

Operating hours	Up to 500 hours per year
Load factor [1]	Up to 35%
Duty cycle [2]	Full power for no more than 30 minutes out of each 8 hours of operation
Application example	Recreational boats

[1] Load factor : fuel burned over a period of time divided by the full-power fuel consumption over the same period.

[2] Duty cycle : the remaining operation time must be at or below cruising speeds. Cruising speed is at least 200 rpm below the rated engine speed. No wide-open throttle below rated engine speed.

REGULATIONS

EXHAUST EMISSIONS

IMO-MARPOL ANNEX VI

Main international convention concerning the prevention of marine environment pollution by shipping. Only applies to diesel engines above 130 kW.

EU-DIRECTIVE 2013/53/EU (RCD 2)

European Union design regulations for recreational craft up to a hull length of 24 m.

EU-REGULATION 2016/1628 NRMM STAGE IV

The Nonroad Mobile Machinery Directive regulates exhaust emissions from marine propulsion and auxiliary engines used aboard inland waterway vessels operating in the European Community.

EPA MARINE TIER 3

Managed by the Environmental Protection Agency of the U.S.A, the EPA certification regulates exhaust emissions from diesel engines installed on U.S. registered marine vessels.

BSO 2

The BSO standard applies to recreational marine engines operating on lake Constance.

ON-DEMAND CERTIFICATIONS

Some regions in the world have local regulations for a specific area or water (ie., NKK, RMRS, CCR, etc.). Contact your Nanni representative for details and availability of further engine certification in these cases.

Certain products may not be available for sale in all areas due to emissions compliance.

CLASSIFICATION SOCIETY

Nanni works with various marine classification societies to allow the use of our engines in vessels designed and built to a society's particular requirements. For more information, please contact your local Nanni representative.

SOLAS

The SOLAS (Safety Of Life At Sea) is an international treaty that prescribes several rules regarding the safety of ships. Our SOLAS approved engines are designed and manufactured to meet these regulations for use in life, rescue and crew tender boats. Special features do include:

- Immediate starting in very low temperatures (down to –15°C, and –25°C with additional heater).
- Operation at an angle up to 30° in intermittent operation and 20° in continuous operation.
- All SOLAS approved engines have been engineered to be installed in free fall life boats and are able to withstand a drop from a height of more than 30 meters.

PROPULSION ENGINES

The references indicated hereafter identify the regulations each propulsion engine will be certified to:

1. IMO MARPOL Annex VI compliant
2. RCD2 2013/53/EU
3. EU Regulation 2016/1628 NRMM Stage IV
4. EPA Marine Tier 3
5. BSO 2
6. IMO II

Engine	Rated Power	Rating	Emissions	Page
Model	**[hp]**	**M**	**level**	**P**
N2.10	10	5	2, 4, 5	18
N2.14	14	5	2, 4, 5	19
N3.21	19.6	5	2, 4, 5	20
N3.30	29	5	2, 4, 5	21
N4.38	37.5	4	2, 4, 5	22
N4.40	40	4	2, 4	23
N4.50	47.5	4	2, 4, 5	24
N4.65	59	4	2, 4	25
N4.80	79	5	2, 4, 5	26
N4.115	115	4	2, 4, 5	27
N4.115 E	115	4	2, 4, 5	28
N4.140	135	5	2, 4, 5	27
N4.140 E	135	5	2, 4, 5	28
T4.205	200	6	1, 2, 4, 5	32
T4.230	230	6	1, 2, 4, 5	32
T4.270	265	6	1, 2, 4, 5	32
6.420 TDI	320	6	5	34
T8V.320	320	6	1, 2, 4	35
T8V.350	350	6	1, 2, 4	35
T8V.370	370	6	1, 2, 4	35
N5.150	152	4	n/a	36
N5.160 CR2	162	1	1, 4	36
N5.180 CR2	182	2	1, 4	36
N5.200 CR2	202	3	1, 4	36
N5.230 CR2	228	4	1, 4	36
N6.160	156	1	n/a	38
N6.180	177	2	n/a	38
N6.200	202	3	n/a	38

Engine	Rated Power	Rating	Emissions	Page
Model	[hp]	M	level	P
N6.230	228	4	n/a	38
N6.250 CR2	250	1	1, 4	38
N6.325 CR2	284	2	1, 4	38
N6.360 CR2	325	3	1, 4	38
N6.405 CR2	360	4	1, 4	38
N9.330 CR2	405	5	1, 4	39
N9.380 CR2	329	1	1, 4	39
N9.430 CR2	380	2	1, 2, 4	39
N9.510 CR2	431	3	1, 2, 4	39
N9.600 CR2	507	4	1, 2, 4	39
N13.430 CR2	557	5	1, 2, 4	41
N13.510 CR2	431	1	1, 2, 4	41
N13.580 CR2	507	2	1, 2, 4	41
N13.660 CR2	583	3	1, 2, 4	41
N13.800 CR2	659	4	1, 2, 4	41
N13.700 CR3	760	5	1, 2, 4	32
N13.800 CR3	700	6.S	1, 2, 4	43
N13.800 CR3	800	M5.L, M6	1, 2, 4	43
N13.900 CR3	900	M6	1, 2, 4	43
N16.900 CR3	900	M1.S	1, 2, 4	44
N16.1000 CR3	1000	M6.S	1, 2, 4	44
N16.1100 CR3	1100	M6.S	1, 2, 4	44
N16.1150 CR3	1150	M6.S	1, 2, 4	44
N16.1200 CR3	1200	M6.S	1, 2, 4	44

NANNI RANGE (HP)



***P.S. : PLATINUM SERIES*

SAIL DRIVE PROPULSION SYSTEM

Sail Drive propulsion systems are available for engines up to 135 hp. The Sail Drive transmission system provides to both the OEM manufacturer and boat owners a unique, still proven design.

It offers quiet and virtually vibration free operation, with very low water resistance under sail, plus increased propulsion efficiency due to the thrust direction being parallel to the boat's waterline.

FEATURES & BENEFITS

- Installation and service made easy in comparison to conventional inboard shaft drive installations,
- Forced lubrication system, integrated oil cooling system,
- Structure made of high strength aluminium alloy with corrosion resistant protection, electrically isolated from the engine,
- Can be matched with a variety of fixed or foldable propeller configurations.

SP60 FOR N2.10 TO N4.38

SD12 FOR N4.50 TO N4.80

Lagoon 55 - Photothèque Lagoon | Photo Nicolas Claris

Lagoon 55 - Photothèque

Propulsion engine

TECHNICAL CHARACTERISTICS

		SP60
Reduction ratio	**2.15 : 1**	**2.38 : 1**
Max input power	66.6 hp [49 kW] @ 3000 rpm	59.8 hp [44 kW] @ 3600 rpm
Dry weight [kg]		35
Oil capacity [litre]		3
Oil type		ATF
Propeller shaft		17 standard spline
Propeller diameter		From 13" to 18" maxi

SD15 FOR N4.115 & N4.140

- SD 15 Sail Drive offers boatbuilders increased design flexibility, allowing the engine to be positioned facing the bow or facing the stern with respect to the transmission. The system considerably reduces vibration and other related propulsion system noise on board, compared to a traditional shaft line system. The most important feature is the ease of installation, as no particular settings or alignments are necessary.

SPP OPTION (STEERABLE POD PROPULSION)

- The pivoting leg, operated by a robust industrial electric motor with special marine protection, gives always the requested power in the right direction.
- Joystick maneuvering is comfortable, easy, intuitive and reliable. You can exploit your engine full power when maneuvering with just two fingers !
- **S**teerable **P**od **P**ropulsion comes with latest electronic technology, plug & play components and electric pre-wired parts. System status can be easily read in every moment through the LEDs lighting on the joystick.

TECHNICAL CHARACTERISTICS

	SD12	SD15
Reduction ratio	**2.31 : 1**	**2.49 : 1**
Max input power	72 hp [53 kW] @ 2700 rpm	135 hp [44 kW] @ 3600 rpm
Dry weight [kg]	45	100
Oil capacity [litre]	2.8	6
Oil type	SAE 15W40	ATF
Propeller shaft	16/32 standard spline	DIN 5480 W33x1.25x30x25.9d
Propeller diameter	21" maxi	23" maxi

N2.10

- SHAFT LINE
- SAIL DRIVE

Model	kW	hp	rpm	l/h	Rating
N2.10	7.36	10	3000	2.4	M5

OVERVIEW

Configuration	2 cylinders in line 4 stroke Diesel
Fuel system	Mechanical Indirect (E-TVCS)
Displacement	0.479 l [29.2 in^3]
Bore & Stroke	67 x 68 mm [2.64 x 2.68 in]
Intake	Naturally aspirated
Cooling	Closed cooling with heat exchanger Keel Cooling (optional)
Transmission	Shaft line or Sail Drive
Emissions	RCD2 2013/53/EU, EPA marine Tier 3, BSO 2

DIMENSIONS & WEIGHT

Max length	476 mm [18.7 in]
Length clutch	399 mm [15.7 in]
Width	428 mm [16.9 in]
Height	495 mm [19.5 in]
Dry weight	78 kg [172 lbs]

FEATURES & BENEFITS

- Kubota engine base
- Low rated rpm
- Low fuel consumption
- Gear driven valve train
- Easy routine servicing
- Class-leading package size & Weight
- Installation flexibility
- Repowering made easy
- Low installation costs

N2.14

- SHAFT LINE
- SAIL DRIVE

Model	kW	hp	rpm	l/h	Rating
N2.14	10.3	14	3600	3.6	M5

OVERVIEW

Configuration	2 cylinders in line 4 stroke Diesel
Fuel system	Mechanical Indirect (E-TVCS)
Displacement	0.479 l [29.2 in^3]
Bore & Stroke	67 x 68 mm [2.64 x 2.68 in]
Intake	Naturally aspirated
Cooling	Closed cooling with heat exchanger Keel Cooling (optional)
Transmission	Shaft line or Sail Drive
Emissions	RCD2 2013/53/EU, EPA marine Tier 3, BSO 2

DIMENSIONS & WEIGHT

Max length	510 mm [20.1 in]
Length clutch	433 mm [17.1 in]
Width	463 mm [18.2 in]
Height	506 mm [19.9 in]
Dry weight	83 kg [183 lbs]

FEATURES & BENEFITS

- Kubota engine base
- Robust design
- Low fuel consumption
- Excellent power to weight ratio
- Gear driven valve train
- Extensive range of options
- Repowering made easy
- Low installation costs
- Installation flexibility
- Easy routine servicing

N3.21



- SHAFT LINE
- SAIL DRIVE

Model	kW	hp	rpm	l/h	Rating
N3.21	14.6	19.6	3600	6	M5

OVERVIEW

Configuration	3 cylinders in line 4 stroke Diesel
Fuel system	Mechanical Indirect (E-TVCS)
Displacement	0.719 l [43.9 in^3]
Bore & Stroke	67 x 68 mm [2.64 x 2.68 in]
Intake	Naturally aspirated
Cooling	Closed cooling with heat exchanger Keel Cooling (optional)
Transmission	Shaft line or Sail Drive
Emissions	RCD2 2013/53/EU, EPA marine Tier 3, BSO 2

DIMENSIONS & WEIGHT

Max length	578 mm [22.8 in]
Length clutch	500 mm [19.7 in]
Width	473 mm [18.6 in]
Height	506 mm [19.9 in]
Dry weight	97 kg [214 lbs]

FEATURES & BENEFITS

- Kubota engine base
- Low fuel consumption
- Installation flexibility
- Low installation costs
- Gear driven valve train
- Excellent power to weight ratio
- Extensive range of options
- Repowering kits
- Easy routine servicing

*Contact your Nanni representative for more details.

N3.30



- SHAFT LINE
- SAIL DRIVE

Model	kW	hp	rpm	l/h	Rating
N3.30	21.3	29	3600	7.4	M5

OVERVIEW

Configuration	3 cylinders in line 4 stroke Diesel
Fuel system	Mechanical Indirect (E-TVCS)
Displacement	1.123 l [68.5 in³]
Bore & Stroke	78 x 78.4 mm [3.07 x 3.09 in]
Intake	Naturally aspirated
Cooling	Closed cooling with heat exchanger Keel Cooling (optional)
Transmission	Shaft line or Sail Drive
Emissions	RCD2 2013/53/EU, EPA marine Tier 3, BSO 2

DIMENSIONS & WEIGHT

Max length	667 mm [26.2 in]
Length clutch	570 mm [22.4 in]
Width	467 mm [18.39 in]
Height	589 mm [23.2 in]
Dry weight	136 kg [300 lbs]

FEATURES & BENEFITS

- Kubota engine base
- Low fuel consumption
- Gear driven valve train
- Easy routine servicing
- Repowering made easy
- Installation flexibility
- Extensive range of options
- Low installation costs
- Class-leading package size
- SOLAS approved version available

N4.38



- SHAFT LINE
- SAIL DRIVE

Model	kW	hp	rpm	l/h	Rating
N4.38	27.6	37.5	3000	8.7	M4

OVERVIEW

Configuration	4 cylinders in line 4 stroke Diesel
Fuel system	Mechanical Indirect (E-TVCS)
Displacement	1.498 l [91.4 in^3]
Bore & Stroke	78 x 78.4 mm [3.07 x 3.08 in]
Intake	Naturally aspirated
Cooling	Closed cooling with heat exchanger Keel Cooling (optional)
Transmission	Shaft line or Sail Drive
Emissions	RCD2 2013/53/EU, EPA marine Tier 3, BSO 2

DIMENSIONS & WEIGHT

Max length	749 mm [29.5 in]
Length clutch	655 mm [25.8 in]
Width	465 mm [18.3 in]
Height	605 mm [23.8 in]
Dry weight	139 kg [306 lbs]

FEATURES & BENEFITS

- Kubota engine base
- Robust design
- Low fuel consumption
- Low rated rpm
- High power density
- Installation flexibility
- Extensive range of options
- Low installation costs
- Easy routine servicing
- Gear driven valve train
- SOLAS approved version available

N4.40



SHAFT LINE

Model	kW	hp	rpm	l/h	Rating
N4.40	29.4	40	2800	9.3	M4

OVERVIEW

Configuration	4 cylinders in line 4 stroke Diesel
Fuel system	Mechanical Indirect (E-TVCS)
Displacement	1.999 l [122 in^3]
Bore & Stroke	83 x 92.4 mm [3.26 x 3.63 in]
Intake	Naturally aspirated
Cooling	Closed cooling with heat exchanger Keel Cooling (optional)
Transmission	Shaft line or Sail Drive
Emissions	RCD2 2013/53/EU, EPA marine Tier 3

DIMENSIONS & WEIGHT

Max length	763 mm [30 in]
Length clutch	719 mm [28.3 in]
Width	544 mm [21.4 in]
Height	623 mm [24.5 in]
Dry weight	214 kg [472 lbs]

FEATURES & BENEFITS

- Kubota engine base
- Low rated rpm
- Extensive range of options
- Low fuel consumption
- Gear driven valve train
- Installation flexibility
- Repowering made easy
- Low installation costs
- Easy routine servicing

N4.50



- SHAFT LINE
- SAIL DRIVE

Model	kW	hp	rpm	l/h	Rating
N4.50	35.4	47.5	2800	11.7	M4

OVERVIEW

Configuration	4 cylinders in line 4 stroke Diesel
Fuel system	Mechanical Indirect (E-TVCS)
Displacement	2.197 l [134.1 in^3]
Bore & Stroke	87 x 92.4 mm [3.43 x 3.63 in]
Intake	Naturally aspirated
Cooling	Closed cooling with heat exchanger Keel Cooling (optional)
Transmission	Shaft line or Sail Drive
Emissions	RCD2 2013/53/EU, EPA marine Tier 3, BSO 2

DIMENSIONS & WEIGHT

Max length	763 mm [30 in]
Length clutch	719 mm [28.3 in]
Width	544 mm [21.4 in]
Height	623 mm [24.5 in]
Dry weight	216 kg [476.2 lbs]

FEATURES & BENEFITS

- Kubota engine base
- Robust design
- Low fuel consumption
- Low rated rpm
- High power density
- Installation flexibility
- Extensive range of options
- Low installation costs
- Easy routine servicing
- Gear driven valve train
- SOLAS approved version available

N4.65



- SHAFT LINE
- SAIL DRIVE

Model	kW	hp	rpm	l/h	Rating
N4.65	43.4	59	2700	13.5	M4

OVERVIEW

Configuration	4 cylinders in line 4 stroke Diesel
Fuel system	Mechanical Indirect (E-TVCS)
Displacement	2.434 l [148.5 in^3]
Bore & Stroke	87 x 102.4 mm [3.43 x 4.03 in]
Intake	Turbocharged
Cooling	Closed cooling with heat exchanger Keel Cooling (optional)
Transmission	Shaft line or Sail Drive
Emission	RCD2 2013/53/EU, EPA marine Tier 3, BSO 2

DIMENSIONS & WEIGHT

Max length	732 mm [28.8 in]
Length clutch	697 mm [27.4 in]
Width	505 mm [19.9 in]
Height	632 mm [24.9 in]
Dry weight	248 kg [546.75 lbs]

FEATURES & BENEFITS

- Kubota engine base
- Class-leading package size
- High power density
- Extensive range of options
- Low fuel consumption
- Repowering made easy
- Low installation costs
- Gear driven valve train
- Easy routine servicing
- SOLAS approved version available
- Installation flexibility

N4.80



■ SHAFT LINE

■ SAIL DRIVE

Model	kW	hp	rpm	l/h	Rating
N4.80	57.4	79	2700	15.6	M5
N4.80 SD	52.9	72	2700	14.4	M5

OVERVIEW

Configuration	4 cylinders in line 4 stroke Diesel
Fuel system	Mechanical Indirect (E-TVCS)
Displacement	2.434 l [148.5 in^3]
Bore & Stroke	87 x 102.4 mm [3.43 x 4.03 in]
Intake	Turbocharged & Intercooler
Cooling	Closed cooling with heat exchanger Keel Cooling (optional)
Transmission	Shaft line or Sail Drive
Emission	RCD2 2013/53/EU, EPA marine Tier 3, BSO 2

DIMENSIONS & WEIGHT

Compliancies underway

Max length	898 mm [35.35 in]
Width	545 mm [21.45 in]
Height	664 mm [26.14 in]
Dry weight	258 kg [568.8 lbs]

FEATURES & BENEFITS

- Kubota engine base
- Class-leading package size
- High power density
- Extensive range of options
- Low fuel consumption
- Repowering made easy
- Low installation costs
- Gear driven valve train
- Easy routine servicing
- SOLAS approved version available
- Installation flexibility

N4.115/140



- SHAFT LINE
- SAIL DRIVE

Model	kW	hp	rpm	l/h	Rating
N4.115	84.6	115	2600	24.1	M4
N4.140	99.4	135	2600	28.7	M5

OVERVIEW

Configuration	4 cylinders in line 4 stroke Diesel
Fuel system	Mechanical Direct (E-CDIS)
Displacement	3.769 l [230 in^3]
Bore & Stroke	100 x 120 mm [3.93 x 4.72 in]
Intake	Turbocharged & Intercooler
Cooling	Closed cooling with heat exchanger Keel Cooling (optional)
Transmission	Shaft line or Sail drive
Emissions	RCD2 2013/53/EU, EPA marine Tier 3, BSO 2

DIMENSIONS & WEIGHT

Max length	960 mm [37.8 in]
Length clutch	796 mm [31.3 in]
Width	580 mm [22.8 in]
Height	728 mm [28.7 in]
Dry weight	350 kg [772 lbs]

FEATURES & BENEFITS

- Kubota engine base
- Low rated rpm
- Installation flexibility
- Low installation costs
- Easy routine servicing
- Gear driven valve train
- Extensive range of options

N4.115E/140E



- SHAFT LINE
- SAIL DRIVE

Model	kW	hp	rpm	l/h	Rating
N4.115E	84.6	115	2600	24.1	M4
N4.140E	99.4	135	2600	28.7	M5

OVERVIEW

Configuration	4 cylinders in line 4 stroke Diesel
Fuel system	Mechanical Direct (E-CDIS) with electronic speed governor
Displacement	3.769 l [230 in^3]
Bore & Stroke	100 x 120 mm [3.93 x 4.72 in]
Intake	Turbocharged & Intercooler
Cooling	Closed cooling with heat exchanger Keel Cooling (optional)
Transmission	Shaft line or Sail drive
Emissions	RCD2 2013/53/EU, EPA marine Tier 3, BSO 2

DIMENSIONS & WEIGHT

Max length	960 mm [37.8 in]
Length clutch	796 mm [31.3 in]
Width	580 mm [22.8 in]
Height	728 mm [28.7 in]
Dry weight	350 kg [772 lbs]

FEATURES & BENEFITS

- Kubota engine base
- Low rated rpm
- Installation flexibility
- Low installation costs
- Easy routine servicing
- Gear driven valve train
- Extensive range of options
- Optimum fuel consumption

STERN DRIVE PROPULSION SYSTEM

One of the most efficient propulsion systems designed for pleasure planing boat. Combining the best of both worlds, the Stern Drive propulsion system brings inboard reliability together with outboard convenience and space saving.

This system offers boat builders increased design flexibility, more versatility in engine placement and a smaller footprint.

For boat owners, it results in more efficient thrust under power, thanks to the propeller shaft being parallel to the boat's waterline.

As a marine propulsion specialist, Nanni provides an optimal package combining our engines renowned reliability along with **Bravo X One**, **Bravo X Two** or **Bravo X Three** Stern-Drives.

FEATURES & BENEFITS

- Ease of installation
- Integrated exhaust system
- Power trim and Power Steering
- Clutch assembly for effortless gear shifting
- Excellent manoeuvrability
- Outperforming a shaft line engine at equal power level
- Mercathode system for protection against galvanic corrosion
- Counter-rotating propeller on twin engine installation
- Aluminium or stainless steel propeller

BRAVO MODEL SELECTION

Each drive has its own characteristics and has been designed for a specific application.

BRAVO X ONE

- Designed for high speed boats
- Small gearcase for high hydrodynamic performance
- Maximum propeller diameter 16"

BRAVO X TWO

- Intended for heavier & slower applications
- Larger gearcase for use of a 20" diameter propeller
- Heavy duty gearcase shafts, bearings and gears

BRAVO X THREE

- Counter-rotating propellers, designed for outstanding acceleration

Boat top speed is a critical parameter when choosing an appropriate Bravo model. As a reference, refer to the graph below when selecting a Bravo model.

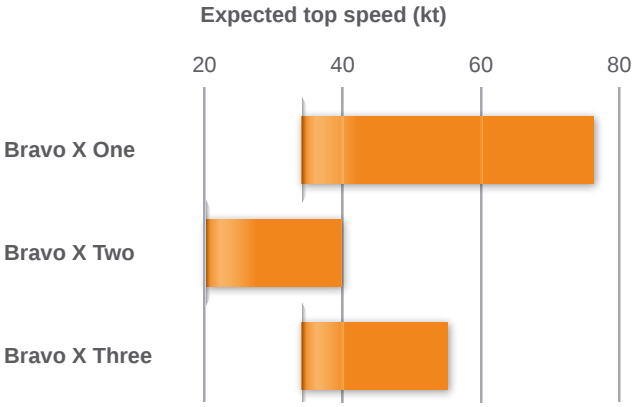

As for any propulsion system, contact Nanni for further assistance when selecting a Stern Drive model and its reduction ratio.

T4 SERIES

- SHAFT LINE
- WATER JET
- STERN DRIVE

Model	kW	hp	rpm	l/h	Rating
T4.205	147.2	200	3600	40.7	M6
T4.230	169.1	230	3600	46.7	M6
T4.270	194.9	265	3600	53.6	M6

OVERVIEW

Configuration	4 cylinders in line 4 stroke Diesel
Fuel system	Common Rail Direct injection
Displacement	2.982 l [182 in^3]
Bore & Stroke	96 x 103 mm [3.78 x 4.06 in]
Intake	Turbocharged & Intercooler
Cooling	Closed cooling with heat exchanger
Transmission	Shaft line, Stern Drive or Water jet
Emissions	IMO Annex VI compliant, RCD2 2013/53/EU, EPA marine Tier 3, BSO 2

DIMENSIONS & WEIGHT

Max length	1042 mm [41 in]
Length clutch	800 mm [31.5 in]
Width	702 mm [27.6 in]
Height	738 mm [29 in]
Dry weight	350 kg [771.6 lbs]

FEATURES & BENEFITS

- Toyota engine base
- Robust design
- Compact package
- High power density
- Easy routine servicing
- Installation flexiblity
- 4 valves per cylinder
- 2 balancing shafts

6.420 TDI

- SHAFT LINE
- WATER JET
- STERN DRIVE



Model	kW	hp	rpm	l/h	Rating
6.420 TDI	235.5	320	3600	65.7	M6

OVERVIEW

Configuration	6 cylinders in line 4 stroke Diesel
Fuel system	Mechanical Direct injection
Displacement	4.2 l [254 in^3]
Bore & Stroke	94 x 100 mm [3.7 x 3.94 in]
Intake	Turbocharged & Intercooler
Cooling	Closed cooling with heat exchanger
Transmission	Shaft line, Stern Drive or Water jet
Emissions	BSO 2

DIMENSIONS & WEIGHT

Max length	1242 mm [48.9 in]
Length clutch	989 mm [38.9 in]
Width	669 mm [26.3 in]
Height	756 mm [29.8 in]
Dry weight	426 kg [940 lbs]

FEATURES & BENEFITS

- Toyota engine base
- Robust design
- Compact package
- High power density
- Easy routine servicing
- Installation flexiblity
- 4 valves per cylinder
- Balancing shafts

T8V SERIES

- SHAFT LINE
- WATER JET
- STERN DRIVE

Model	kW	hp	rpm	l/h	Rating
T8V.320	235	320	3800	40.7	M6
T8V.350	257	350	3800	46.7	M6
T8V.370	272	370	3800	53.6	M6

OVERVIEW

Configuration	8 cylinders V design 90° 4 stroke Diesel
Fuel system	Common Rail Direct injection
Displacement	4.5 l [275 in^3]
Bore & Stroke	86 x 96 mm [3.39 x 3.78 in]
Intake	Twin turbocharger & Intercooler
Cooling	Closed cooling with heat exchanger
Transmission	Shaft line or Water jet
Emissions	IMO Annex VI compliant, RCD2 2013/53/EU, EPA marine Tier 3

DIMENSIONS & WEIGHT

Max length	1389 mm [54.6 in]
Length clutch	1032 mm [40.6 in]
Width	841 mm [33.1 in]
Height	756 mm [29 in]
Dry weight	435 kg [959 lbs]

FEATURES & BENEFITS

- Toyota engine base
- Robust design
- Compact package
- High power density
- Easy routine servicing
- Installation flexiblity
- 4 valves per cylinder
- Internal balancers

N5 SERIES



- SHAFT LINE
- WATER JET

Model	kW	hp	rpm	Rating	Emisions
N5.150	112	152	2600	M4	n/a
N5.160 CR2	119	162	2300	M1	1, 4
N5.180 CR2	134	182	2400	M2	1, 4
N5.200 CR2	149	202	2500	M3	1, 4
N5.230 CR2	168	228	2600	M4	1, 4

OVERVIEW

Configuration	4 cylinders in line 4 stroke Diesel
Fuel system *	Mechanical direct injection Common Rail Direct injection (*CR models)*
Displacement	4.5 l [276 in^3]
Bore & Stroke	106 x 127 mm [4.17 x 5.00 in]
Intake *	Turbocharged Turbo with air-to-coolant aftercooling
Cooling	Closed cooling with heat exchanger Keel Cooling (optional)
Transmission *	Shaft line or Water jet
Emissions * *(CR models)*	IMO MARPOL Annex VI compliant, EPA Marine Tier 3

FEATURES & BENEFITS

- John Deere engine base
- Robust design
- High power density
- Internal balancers
- Easy routine servicing
- Installation flexiblity
- Replaceable wet-type cylinder liners

* Depending version. Refer to specific leaflet for more informations.

Lagoon SEVENTY 7 - Photo Nicolas Claris

N6 SERIES

- SHAFT LINE
- WATER JET
- SURFACE DRIVE

Model	kW	hp	rpm	Rating	Emisions
N6.160	115	156	2300	M1	n/a
N6.180	131	177	2400	M2	n/a
N6.200	149	202	2500	M3	n/a
N6.230	168	228	2600	M4	n/a
N6.250 CR2	186	250	2400	M1	1, 4
N6.285 CR2	209	284	2500	M2	1, 4
N6.325 CR2	239	325	2600	M3	1, 4
N6.360 CR2	265	360	2700	M4	1, 4
N6.405 CR2	298	405	2800	M5	1, 4

OVERVIEW

Configuration	6 cylinders in line 4 stroke Diesel
Fuel system *	Mechanical direct injection Common Rail Direct injection (*CR models*)
Displacement	6.8 l [415 in^3]
Bore & Stroke	106 x 127 mm [4.17 x 5.00 in]
Intake *	Turbocharged Turbocharged with air-to-coolant aftercooling
Cooling	Closed cooling with heat exchanger Keel Cooling (optional)
Transmission *	Shaft line, Water jet, Surface drive
Emissions * *(CR models)*	IMO MARPOL Annex VI compliant, EPA Marine Tier 3

FEATURES & BENEFITS

- John Deere engine base
- High power density
- Robust design
- Replaceable wet-type cylinder liners
- Installation flexiblity

* Depending version. Refer to specific leaflet for more informations.

N9.CR2

- SHAFT LINE
- WATER JET
- SURFACE DRIVE

Model	kW	hp	rpm	Rating	Emisions
N9.330 CR2	242	329	2100	M1	1, 4
N9.380 CR2	280	380	2200	M2	1, 4
N9.430 CR2	317	431	2300	M3	1, 2, 4
N9.510 CR2	373	507	2400	M4	1, 2, 4
N9.600 CR2	410	557	2500	M5	1, 2, 4

OVERVIEW

Configuration	6 cylinders in line 4 stroke Diesel
Fuel system	Common Rail Direct injection
Displacement	9.0 l [549 in^3]
Bore & Stroke	118.4 x 136 mm [4.66 x 5.35 in]
Intake	Turbocharged with air-to-seawater aftercooling
Cooling	Closed cooling with heat exchanger Keel Cooling (optional)
Transmission *	Shaft line, Water jet, Surface drive
Emissions *	IMO MARPOL Annex VI compliant, EPA Marine Tier 3

FEATURES & BENEFITS

- John Deere engine base
- Robust design
- High power density
- 4 valves per cylinder
- Easy routine servicing
- Installation flexiblity
- Replaceable wet-type cylinder liners

* Depending version. Refer to specific leaflet for more informations.

Lagoon Seventy 8 - photo Nicolas Claris

N13.CR2

- SHAFT LINE
- WATER JET
- SURFACE DRIVE

Model	kW	hp	rpm	Rating	Emisions
N13.430 CR2	317	431	1800	M1	1, 2, 4
N13.510 CR2	373	507	1900	M2	1, 2, 4
N13.580 CR2	429	583	2000	M3	1, 2, 4
N13.660 CR2	485	659	2100	M4	1, 2, 4
N13.800 CR2	559	760	2200	M5	1, 2, 4

OVERVIEW

Configuration	6 cylinders in line 4 stroke Diesel
Fuel system	Electronically controlled unit injectors
Displacement	13.5 l [824 in^3]
Bore & Stroke	132 x 165 mm [5.20 x 6.50 in]
Intake	Turbocharged with air-to-seawater aftercooling
Cooling	Closed cooling with heat exchanger Keel Cooling (optional)
Transmission *	Shaft line, Water jet, Surface drive
Emissions *	IMO MARPOL Annex VI compliant, EPA Marine Tier 3

FEATURES & BENEFITS

- John Deere engine base
- Robust design
- High power density
- 4 valves per cylinder
- Installation flexiblity
- Replaceable wet-type cylinder liners

* Depending version. Refer to specific leaflet for more informations.

N13.CR3

- SHAFT LINE
- WATER JET
- SURFACE DRIVE



Model	kW	hp	rpm	Rating	Emisions
N13.700 CR3	515	700	2300	M6.S	1, 2, 4
N13.800 CR3	588	800	2300	M5L-M6	1, 2, 4
N13.900 CR3	662	900	2300	M6	1, 2, 4

OVERVIEW

Configuration	6 cylinders in cylinders 4 stroke Diesel
Fuel system	Common Rail Direct Injection Extra High Pressure (XPI)
Displacement	12.7 l [775 in^3]
Bore & Stroke	130 x 160 mm [5.1 x 6.3 in]
Intake	Turbocharged with after cooler
Cooling	Closed cooling with heat exchanger and charge air cooler Keel Cooling (optional)
Transmission *	Shaft line, Water jet, Surface drive
Emissions *	US Tier III, IMO Tier II, RCD2, ok for RCD2 2013/53/EU and CCNR2

FEATURES & BENEFITS

- Scania engine base
- High power density
- Robust design
- High torque at low RPM
- Optimized fuel consumption at maximum torque
- Replaceable wet-type cylinder liners
- Installation flexiblity
- Best in class on power to weight Ratio

* Depending version. Refer to specific leaflet for more informations.

N16.CR3

- SHAFT LINE
- WATER JET
- SURFACE DRIVE

Model	kW	hp	rpm	Rating	Emisions
N16.900 CR3	662	900	2300	M1.S	1, 2, 3, 4
N16.1000 CR3	736	1000	2300	M6.S	1, 2, 3, 4
N16.1100 CR3	809	1100	2300	M6.S	1, 2, 3, 4
N16.1150 CR3	846	1150	2300	M6.S	1, 2, 3, 4
N16.1200 CR3	882	1200	2300	M6.S	6

OVERVIEW

Configuration	8 cylinders in V 4 stroke Diesel
Fuel system	Common Rail Direct Injection Extra High Pressure (XPI)
Displacement	16.4 l [1000.5 in^3]
Bore & Stroke	130 x 154 mm [5.1 x 6.1 in]
Intake	Turbocharged with after cooler
Cooling	Closed cooling with heat exchanger and charge air cooler Keel Cooling (optional)
Transmission *	Shaft line, Water jet, Surface drive
Emissions *	US Tier III, IMO Tier II, ok for RCD2 2013/53/EU and CCNR2

FEATURES & BENEFITS

- Scania engine base
- High power density
- Robust design
- High torque at low RPM
- Optimized fuel consumption at maximum torque
- Replaceable wet-type cylinder liners
- Installation flexiblity
- Best in class on power to weight Ratio

* Depending upon version. Refer to specific leaflet for more informations.

DIMENSIONS & WEIGHT FOR N5 / N6 / N9 / N13 / N16 SERIES

Engine	Length mm [in]	Width mm [in]	Height mm [in]	Weight kg [lbs]
N5.150	885 [34.8]	712 [28.0]	912 [35.9]	462 [1017]
N5.160 CR2	885 [34.8]	770 [30.3]	964 [37.9]	578 [1274]
N5.180 CR2	885 [34.8]	770 [30.3]	964 [37.9]	770 [30.3]
N5.200 CR2	885 [34.8]	770 [30.3]	964 [37.9]	770 [30.3]
N5.230 CR2	885 [34.8]	770 [30.3]	964 [37.9]	770 [30.3]
N6.160	1152 [45.3]	883 [34.8]	884 [34.8]	735 [1620]
N6.180	1152 [45.3]	883 [34.8]	884 [34.8]	735 [1620]
N6.200	1152 [45.3]	883 [34.8]	884 [34.8]	735 [1620]
N6.230	1152 [45.3]	883 [34.8]	884 [34.8]	735 [1620]
N6.250 CR2	1152 [45.3]	883 [34.8]	884 [34.8]	735 [1620]
N6.285 CR2	1152 [45.3]	883 [34.8]	884 [34.8]	735 [1620]
N6.325 CR2	1152 [45.3]	883 [34.8]	884 [34.8]	735 [1620]
N6.360 CR2	1152 [45.3]	883 [34.8]	884 [34.8]	735 [1620]
N6.405 CR2	1152 [45.3]	883 [34.8]	884 [34.8]	735 [1620]
N9.330 CR2	1228 [48.3]	840 [33]	951 [37.4]	948 [2090]
N9.380 CR2	1228 [48.3]	840 [33]	951 [37.4]	948 [2090]
N9.430 CR2	1228 [48.3]	840 [33]	951 [37.4]	948 [2090]
N9.510 CR2	1228 [48.3]	840 [33]	951 [37.4]	948 [2090]
N9.600 CR2	1228 [48.3]	840 [33]	951 [37.4]	948 [2090]
N13.430 CR2	1426 [56.1]	1032 [40.6]	1143 [45]	1380 [3042]
N13.510 CR2	1426 [56.1]	1032 [40.6]	1143 [45]	1380 [3042]
N13.580 CR2	1426 [56.1]	1032 [40.6]	1143 [45]	1380 [3042]
N13.660 CR2	1426 [56.1]	1032 [40.6]	1143 [45]	1380 [3042]
N13.800 CR2	1426 [56.1]	1032 [40.6]	1143 [45]	1380 [3042]
N13.700 CR3	1389 [54.7]	1073 [42.2]	1115 [43.9]	1285 [2833]
N13.800 CR3	1389 [54.7]	1073 [42.2]	1115 [43.9]	1285 [2833]
N13.900 CR3	1389 [54.7]	1073 [42.2]	1115 [43.9]	1285 [2833]
N6.900 CR3	1362 [53.6]	1278 [50.3]	1136 [44.7]	1660 [3659]
N6.1000 CR3	1362 [53.6]	1278 [50.3]	1136 [44.7]	1660 [3659]
N6.1150 CR3	1362 [53.6]	1278 [50.3]	1136 [44.7]	1660 [3659]
N6.1200 CR3	1362 [53.6]	1278 [50.3]	1136 [44.7]	1660 [3659]

* From front end to edge of flywheel housing mm [in]

MAREX CONTROLS & MONITORING SYSTEMS

FULL CONTROL FOR ANY TYPE OF VESSEL. UNRIVALLED MODULARITY LEVEL

As an experienced marine equipment manufacturer, we offer solutions and products such as remote controls, joysticks, ship monitoring and alarm systems. You can take advantage of configuration, parameterization, delivery and commissioning from a single source.

Installation are made easy thanks to the systems modular architecture. We can rapidly determine the required functions and adapt each system to the vessel specific requirements. Both, basic components as well as operating and control modules are quickly coordinated and programmed.

CONTROL SYSTEMS

The remote control systems are perfectly tailored to diverse requirements for virtually every type of propulsion and ship, including work vessels with classification, passenger liners and yachts. Whether electronic or electro-mechanical control, the modular system design allows a flexible configuration while easing installation and configuration.

ALARM & MONITORING SYSTEMS

Ship alarm and monitoring systems provide structured and clear access to the vast information and functions provided by the different systems on board.

This powerful marine instrument features a clearly arranged, user-friendly design. This permits prompt signaling of safety-related operational data such as overspeed and loss of oil pressure. You can also monitor all operating conditions and operate many systems centrally or automate their control.

MAREX OS III

DESIGNED TO KEEP THE COURSE

The Marex OS III ensures effective control and can be installed in ships with classic reversing gears, jet propulsions and controllable propellers.

The hardware of the Marex OS III consists of only a few modular units that are extremely powerful thanks to their bus connection.

All components are ready to connect, which simplifies the installation in new buildings and retrofits.

All components correspond to the highest demands of safety and fulfill the requirements of the most important classification societies.

KEY FEATURES & ADVANTAGES

- Multi-engine systems
- Engine control, speed curves and engine stall protection
- Gear operation, reversing maneuver curves
- Bridge components can also be used in the outside area
- Various control head designs
- Dynamic, asymmetric levers
- Integrated keypad
- Easy installation thanks to pre-assembly
- Approval of drawing and FAT upon request

MAREX ECS

THE EASY CONTROL SYSTEM

The Marex ECS (Easy Control System) is designed for both recreational and work boats.

Easy to operate, unique design, universal possibilities. The Marex ECS meets the highest production and quality standards, with endurance testing of one million lever actuations.

Its hardware comes from proven automotive applications with reliable CAN bus technology, and a self-diagnosis system that sends any alarm to the system. It also provide easy handling resulting in reduced installation and commissioning efforts and uncomplicated operation features.

The enhanced version features a separate backup Hall sensor which makes it even more reliable and safe. The control of the boat will be maintained, even if CAN communication is interrupted.

KEY FEATURES & ADVANTAGES

- Exclusive chrome surfaces, contrasted with black
- Language-independent icons
- Subtle backlight illumination
- Dynamic, asymmetric levers
- ABYC compliant system
- Plug-and-play connections for ease of installation
- Auto-configuration

JOYSTICK MANOEUVRING SYSTEM

MANOEUVRING WITH EASE

The Joystick Manoeuvring system provides the helmsman with simple and intuitive boat control. The operator moves the joystick and the ship mirrors the movement exactly. The controller automatically compensates for external influences, such as wind or current.

Functional and room-saving, both the joystick and its operating module provides essential functions to operate. The joystick can be used as a separate control element (stand-alone solution) or combined with a control head at a station (pairing). Further functions, such as direct thruster actuation in thruster mode, provide operating comfort and reliability.

KEY FEATURES & ADVANTAGES

- Modern, ergonomic design
- Intuitive operation
- Direction compensation
- Flexible interface
- Plus-and-play installation
- Configuration, parameterization, delivery, and commissioning from a single source

INTERACTIVE CONTROL DISPLAYS

UNPRECEDENTED COMFORT

SI.4.3

New innovative dependable Nanni interactive control displays are the ultimate solution for all marine situations.

While being the most tiny of all controllers (125 x 125 mm), the SI 4.3 will replace a dozen of analog gauges.

Powerful, intuitive, interactive and reliable, these new monitoring and control systems are included in the accessory range of Nanni to provide all over the world, a complete engine package of high quality for professional applications and for pleasure.

INTUITIVE AND POWERFUL

SI.7 & SI.9

SI.7 and SI.9 – the powerful new multifunction navigation systems from Nanni. With available built-in RealVision 3D™ sonar, the all new LightHouse 3 operating system, and blazing fast quad core performance, SI.7 and SI.9 will transform your time on the water.

SI.7 and SI.9 are expandable so their capabilities can grow as needed.

ACCESSORIES OPTIONS

- Chart application
- Weather mode
- CHIRP Sonar (Realvision 3D)
- Radar application
- Dashboard application
- Camera application
- Audio application
- Mobile application

SI.19
Ultra Wide display

KEY FEATURES & ADVANTAGES

- Survey of all engine parameters - multi alarms systems
- Ultimate engine control, speed curves and engine protection
- Available for engines from 21 to 2000 hp
- Hassle free installation thanks to harness pre-assembly

GENERATOR SETS

The NANNI generator set range covers a power range from 5 kW to 764 kW. All generator sets are delivered assembled and ready for installation. As always, NANNI is able to provide all installation related equipment, from fuel tank to exhaust system.

NANNI Generators are available in three versions : Frame chassis (**W**), Soundshield (**C**) and Soundless (**S**).

FRAME SERIES

The Frame Generators allows the most versatile connections and can be adapted to a wide variety of situations inside the hull.

SOUNDSHIELD SERIES

The sound enclosure is made of insulated panels in painted marine aluminium. with multiple access ports for all necessary connections and maintenance items including lifting visual access.

SOUNDLESS SERIES

The sound enclosure bears the same global properties as above, with even more reinforced soundproofing to ensure best quietness possible in each and every environment.

GENERATOR SET RANGE

SERIE	MODEL	FREQUENCY		PHASE	POWER	OUTPUT
Type	Ref	50Hz	60Hz	φ	KW	VOLTS
Q500	5CM50	O		1	5	230
Q1100	8WM50	O		1	7.2	230
	8CM50	O		1	7.2	230
	9WM60		O	1	8.9	2x120
	9CM60		O	1	8.9	2x120
	8CT50	O		0.8	7.2	230/400
	9CT60		O	0.8	8.1	120/208/416
	8WT50	O		0.8	7.2	230/400
	9WT60		O	0.8	8.1	120/208/416
Q1500	10CM50	O		1	9.6	230
	12CM60		O	1	11.7	2x120
	10CT50	O		0.8	9.7	2x120
	12CT60		O	0.8	11.7	120/208/416
	10WM50	O		1	9.6	230
	12WM60		O	1	11.7	2x120
	10WT50	O		0.8	9.7	230/400
	12WT60		O	0.8	11.7	120/208/416

LIST IS CONTINUING NEXT PAGE

GENERATOR SET RANGE

SERIE	MODEL	FREQUENCY		PHASE	POWER	OUTPUT
Type	Ref	50Hz	60Hz	φ	KW	VOLTS
Q2400	18CM50	O		1	16.4	230
	20CM60		O	1	19.4	2X120
	20CM50	O		1	19	230
	23CM60		O	1	21.8	2X120
	20CT50	O		0.8	19	230
	23CT60		O	0.8	21.8	120/208/416
	18WM50	O		1	16.4	230
	20WM50	O		1	19	2X120
	20WM60		O	1	19.4	230
	23WM60		O	1	21.8	2X120
	20WT50	O		0.8	19	230/400
	23WT60		O	0.8	21.8	120/208/416
	20SM50	O		1	19	230
	20ST50	O		0.8	19	230/400
	23SM60		O	1	21.8	2X120
	23ST60		O	0.8	21.8	120/208/416
Q3300	23CM50	O		1	22.2	230
	28CM60	O		1	27.3	230/400
	23CT50		O	0.8	22.4	230/400
	28CT60		O	0.8	28	208
	23WM50	O		1	22.2	230
	28WM60		O	1	27.3	2x120
	23WT50	O		0.8	22.4	230/400
	28WT60		O	0.8	28	208

LIST IS CONTINUING NEXT PAGE

GENERATOR SET RANGE

SERIE	MODEL	FREQUENCY		PHASE	POWER	OUTPUT
Type	Ref	50Hz	60Hz	φ	KW	VOLTS
Q3600	30CM50	O		1	28.2	230
	37CM60		O	1	35.4	2X120
	30CT50	O		1	28.3	230/400
	37CT60		O	1	36.2	120/208/416
	30WM50	O		1	28.2	230
	37WM60		O	1	35.4	2X120
	30WT50	O		0.8	28.3	230/400
	37WT60		O	0.8	36.2	120/208/416
Q3800	36CM50	O		1	34.4	230
	36CT50	O		0.8	34.4	230/400
	36WM50	O		1	34.4	230
	36WT50	O		0.8	34.4	230/400
Q4500	45WT50	O		0.8	44	230/400
	60WT50	O		0.8	57.5	230/400
	75WT50	O		0.8	72.8	230/400
	85WT50	O		0.8	84.6	230/400
	47WT60		O	0.8	47.2	240/416
	70WT60		O	0.8	69.7	240/416
	80WT60		O	0.8	79.2	240/416
	98WT60		O	0.8	98.4	240/416
	45ST50	O		0.8	44	230/400
	60ST50	O		0.8	57.5	230/400
	75ST50	O		0.8	72.8	230/400
	85ST50	O		0.8	84.6	230/400
	47ST60		O	0.8	47.2	240/416
	70ST60		O	0.8	69.7	240/416
	80ST60		O	0.8	79.2	240/416
	98ST60		O	0.8	98.4	240/416

LIST IS CONTINUING NEXT PAGE

GENERATOR SET RANGE

SERIE	MODEL	FREQUENCY		PHASE	POWER	OUTPUT
Type	Ref	50Hz	60Hz	φ	KW	VOLTS
Q6800	100WT50	O		0.8	98.4	230/400
	125WT50	O		0.8	123	230/400
	106WT60		O	0.8	106.4	240/416
	125WT60		O	0.8	122.9	240/416
	100ST50	O		0.8	98.4	230/400
	125ST50	O		0.8	123	230/400
	106ST60		O	0.8	106.4	240/416
	125ST60		O	0.8	122.9	240/416
Q12000 Tier II	177WT50	O		0.8	177	380/415
	262WT50	O		0.8	262	380/415
	355WT50	O		0.8	355	380/415
Q12000 Tier II	205WT60		O	0.8	205	380/480
	310WT60		O	0.8	310	380/480
	422WT60		O	0.8	417	380/480
Q12000 Tier III	278WT50	O		0.8	278	380/415
	340WT50	O		0.8	340	380/415
	278WT60		O	0.8	278	380/480
	389WT60		O	0.8	389	380/480
Q24000 Tier II	568WT50	O		0.8	568	230/400
	668WT50	O		0.8	668	230/400
	664WT60		O	0.8	664	380/480
	764WT60		O	0.8	764	380/480
Q24000 Tier III	568WT50	O		0.8	568	230/400
	668WT50	O		0.8	668	230/400
	664WT60		O	0.8	664	380/480
	764WT60		O	0.8	764	380/480

Q500 SERIES SOUNDSHIELD

GENERATOR

MODEL	5CM50
Mecc Alte Generator	1 Phase 50 Hz 1PF 3000 rpm
Power LTP*	5 KW
Power PRP*	4.7 KW
Load Volts	230
Load Amps PRP*	20
Fuel Cons 100 %	1.48 l/h

ENGINE

Base	Kubota
Configuration	2 cylinders in line - 4 stroke Diesel
Regulation	Mechanical
Displacement	0.479 l [29.2 in^3]
Emission	EPA/CARB Tier 3

DIMENSIONS & WEIGHT

Q500	5CM50
Length mm [in]	650 [25.6"]
Width mm [in]	480 [18.9"]
Height mm [in]	530 [20.9"]
Weight Kg [lbs]	150 [330]

* PRP = Prime Running Power.
* LTP = Limited Time Power.
Non-binding pictures.

Q1100 SERIES SOUNDSHIELD

GENERATOR

MODEL	8CM50	9CM60	8CT50	9CT60
Mecc Alte Generator	1 Phase 50 Hz 1PF 1500 rpm	1 Phase 60 Hz 1PF 1800 rpm	3 Phase 50 Hz 0,8PF 1500 rpm	3 Phase 60 Hz 0,8PF 1800 rpm
Power LTP*	7.6 KW	9.3 KW	7.7 KW	8.8 KW
Power PRP*	7.2 KW	8.9 KW	7.2 KW	8.1 KW
Load Volts	230	2x120	230/400	120/208/416
Amps PRP*	31.3	37.1	13.2	28.1
Fuel Cons	2.79 l/h	3.38 l/h	2.79 l/h	3.38 l/h

ENGINE

Base	Kubota
Configuration	3 cylinders in line - 4 stroke Diesel
Regulation	Mechanical
Displacement	1.123 l [68.5 in^3]
Emission	EPA/CARB Tier 3

DIMENSIONS & WEIGHT

Q1100	8CM50	9CM60	8CT50	9CT60
L mm [in]	925 [36.41]	925 [36.41]	925 [36.41]	925 [36.41
W mm [in]	580 [22.83]	580 [22.83]	580 [22.83]	580 [22.83]
H mm [in]	640 [25.19]	640 [25.19]	640 [25.19]	640 [25.19]
Kg [lbs]	271 [597.5]	271 [597.5]	271 [597]	271 [597]

* PRP = Prime Running Power.
* LTP = Limited Time Power.
Non-binding pictures.

Q1100 SERIES
WITHOUT SOUNDSHIELD

GENERATOR

MODEL	8WM50	9WM60	8WT50	9WT60
Mecc Alte Generator	1 Phase 50 Hz 1PF 1500 rpm	1 Phase 60 Hz 1PF 1800 rpm	3 Phase 50 Hz 0,8PF 1500 rpm	3 Phase 60 Hz 0,8PF 1800 rpm
Power LTP*	7.6 KW	9.3 KW	7.7 KW	8.8 KW
Power PRP*	7.2 KW	8.9 KW	7.2 KW	8.1 KW
Load Volts	230	2x120	230/400	120/208/416
Amps PRP*	31.3	31.7	13.2	28.1
Fuel Cons	2.79 l/h	3.38 l/h	2.79 l/h	3.38 l/h

ENGINE

Base	Kubota
Configuration	3 cylinders in line - 4 stroke Diesel
Regulation	Mechanical
Displacement	1.123 l [68.5 in^3]
Emission	EPA/CARB Tier 3

DIMENSIONS & WEIGHT

Q1100	8WM50	9WM60	8WT50	9WT60
L mm [in]	825 [32.48]	825 [32.48]	825 [32.48]	825 [32.48]
W mm [in]	490 [19.29]	490 [19.29]	490 [19.29]	490 [19.29]
H mm [in]	570 [22.44]	570 [22.44]	570 [22.44]	570 [22.44]
Kg [lbs]	224 [493.8]	224 [493.8]	224 [493.8]	224 [493.8]

* PRP = Prime Running Power.
* LTP = Limited Time Power.
Non-binding pictures.

Q1500 SERIES SOUNDSHIELD

GENERATOR

MODEL	10CM50	12CM60	10CT50	12CT60
Mecc Alte Generator	1 Phase 50 Hz 1PF 1500 rpm	1 Phase 60 Hz 1PF 1800 rpm	3 Phase 50 Hz 0,8PF 1500 rpm	3 Phases 60 Hz 0,8PF 1800 rpm
Power LTP*	10 KW	12.3 KW	10 KW	12.3 KW
Power PRP*	9.6 KW	11.7 KW	9.7 KW	11.7 KW
Load Volts	230	2x120	230/400	120/208/416
Amps PRP*	41.7	48.8	17.5	40.6
Fuel Cons	3.68 l/h	4.44 l/h	3.68 l/h	4.44 l/h

ENGINE

Base	Kubota
Configuration	4 cylinders in line - 4 stroke Diesel
Regulation	Mechanical
Displacement	1.498 l [91.4 in^3]
Emission	EPA/CARB Tier 3

DIMENSIONS & WEIGHT

Q1500	10CM50	12CM60	10CT50	12CT60
L mm [in]	1050 [41.3]	1050 [41.3]	1050 [41.3]	1050 [41.3]
W mm [in]	580 [22.8]	580 [22.8]	580 [22.8]	580 [22.8]
H mm [in]	640 [25.2]	640 [25.2]	640 [25.2]	640 [25.2]
Kg [lbs]	310 [683.4]	310 [683.4]	310 [683.4]	310 [683.4]

* PRP = Prime Running Power.
* LTP = Limited Time Power.
Non-binding pictures.

Q1500 SERIES
WITHOUT SOUNDSHIELD



GENERATOR

MODEL	10WM50	12WM60	10WT50	12WT60
Mecc Alte Generator	1 Phase 50 Hz 1PF 1500 rpm	1 Phase 60 Hz 1PF 1800 rpm	3 Phase 50 Hz 0,8PF 1500 rpm	3 Phases 60 Hz 0,8PF 1800 rpm
Power LTP*	10 KW	12.3 KW	10 KW	12.3 KW
Power PRP*	9.6 KW	11.7 KW	9.7 KW	11.7 KW
Load Volts	230	2x120	230/400	120/208/416
Amps PRP*	41.7	48.8	17.5	40.6
Fuel Cons	3.68 l/h	4.44 l/h	3.68 l/h	4.44 l/h

ENGINE

Base	Kubota
Configuration	4 cylinders in line - 4 stroke Diesel
Regulation	Mechanical
Displacement	1.498 l [91.4 in^3]
Emission	EPA/CARB Tier 3

DIMENSIONS & WEIGHT

Q1500	10WM50	12WM60	10WT50	12WT60
L mm [in]	945 [37.2]	945 [37.2]	945 [37.2]	945 [37.2]
W mm [in]	465 [18.3]	465 [18.3]	465 [18.3]	465 [18.3]
H mm [in]	595 [23.43]	595 [23.43	595 [23.43]	595 [23.43
Kg [lbs]	279 [615]	279 [615]	279 [615]	279 [615]

* PRP = Prime Running Power.
* LTP = Limited Time Power.
Non-binding pictures.

Q2400 SERIES SOUNDSHIELD

GENERATOR

MODEL	18CM50	20CM60
Mecc Alte Generator	1 Phase 50 Hz 1PF 1500 rpm	1 Phase 60 Hz 1PF 1800 rpm
Power LTP*	17 KW	20.4 KW
Power PRP*	16.4 KW	19.4 KW
Load Volts	230	2x120
Amps PRP*	71.3	80.8
Fuel Cons	6.7 l/h	8 l/h

ENGINE

Base	Kubota
Configuration	4 cylinders in line - 4 stroke Diesel
Regulation	Mechanical
Displacement	2.4 l [148.5 in^3]
Emission	EPA/CARB Tier 3

DIMENSIONS & WEIGHT

Q2400	18CM50	20CM60
Length mm [in]	1085 [42.7]	1085 [42.7]
Width mm [in]	600 [23.6]	600 [23.6]
Height mm [in]	695 [27.3]	695 [27.3]
Weight Kg [lbs]	450 [992]	450 [992]

* PRP = Prime Running Power.
* LTP = Limited Time Power.
Non-binding pictures.

Q2400 SERIES
WITHOUT SOUNDSHIELD



GENERATOR

MODEL	18WM50	20WM60
Mecc Alte Generator	1 Phase 50 Hz 1PF 1500 rpm	1 Phase 60 Hz 1PF 1800 rpm
Power LTP*	17 KW	20.4 KW
Power PRP*	16.4 KW	19.4 KW
Load Volts	230	2x120
Amps PRP*	71.3	80.8
Fuel Cons	6.7 l/h	8 l/h

ENGINE

Base	Kubota
Configuration	4 cylinders in line - 4 stroke Diesel
Regulation	Mechanical
Displacement	2.4 l [148.5 in^3]
Emission	EPA/CARB Tier 3

DIMENSIONS & WEIGHT

Q2400	18WM50	20WM60
Length mm [in]	983.5 [38.7]	983.5 [38.7]
Width mm [in]	539 [21.22]	539 [21.22]
Height mm [in]	649 [25.55]	649 [25.55]
Weight Kg [lbs]	405 [892.9]	405 [892.9]

* PRP = Prime Running Power.
* LTP = Limited Time Power.
Non-binding pictures.

Q2400 SERIES SOUNDSHIELD

GENERATOR

MODEL	20CM50	23CM60
Mecc Alte Generator	1 Phase 50 Hz 1PF 1500 rpm	1 Phase 60 Hz 1PF 1800 rpm
Power LTP*	19.9 KW	22.9 KW
Power PRP*	19 KW	21.8 KW
Load Volts	230	2x120
Amps PRP*	82.6	90.8
Fuel Cons	6.7 l/h	8 l/h

ENGINE

Base	Kubota
Configuration	4 cylinders in line - 4 stroke Diesel
Regulation	Mechanical
Displacement	2.4 l [148.5 in^3]
Emission	EPA/CARB Tier 3

DIMENSIONS & WEIGHT

Q2400	20CM50	23CM60
Length mm [in]	1300 [51.2]	1300 [51.2]
Width mm [in]	600 [23.6]	600 [23.6]
Height mm [in]	700 [27.55]	700 [27.55]
Weight Kg [lbs]	450 [992]	450 [992]

* PRP = Prime Running Power.
* LTP = Limited Time Power.
Non-binding pictures.

Q2400 SERIES
WITHOUT SOUNDSHIELD



GENERATOR

MODEL	20WM50	23WM60
Mecc Alte Generator	1 Phase 50 Hz 1PF 1500 rpm	1 Phase 60 Hz 1PF 1800 rpm
Power LTP*	19.9 KW	22.9 KW
Power PRP*	19 KW	21.8 KW
Load Volts	230	2x120
Amps PRP*	82.6	90.8
Fuel Cons	6.7 l/h	8 l/h

ENGINE

Base	Kubota
Configuration	4 cylinders in line - 4 stroke Diesel
Regulation	Mechanical
Displacement	2.4 l [148.5 in^3]
Emission	EPA/CARB Tier 3

DIMENSIONS & WEIGHT

Q2400	20WM50	23WM60
Length mm [in]	1201[47.3]	1201[47.3]
Width mm [in]	539 [21.22]	539 [21.22]
Height mm [in]	649 [25.55]	649 [25.55]
Weight Kg [lbs]	405 [892.9]	405 [892.9]

* PRP = Prime Running Power.
* LTP = Limited Time Power.
Non-binding pictures.

Q2400 SERIES SOUNDSHIELD

GENERATOR

MODEL	20CT50	23CT60
Mecc Alte Generator	3 Phase 50 Hz 0.8PF 1500 rpm	3 Phase 60 Hz 0.8PF 1800 rpm
Power LTP*	19.8 KW	22.2 KW
Power PRP*	19 KW	21.8 KW
Load Volts	230/400	120/208/416
Amps PRP*	35.5	38.24
Fuel Cons	6.7 l/h	8 l/h

ENGINE

Base	Kubota
Configuration	4 cylinders in line - 4 stroke Diesel
Regulation	Mechanical
Displacement	2.4 l [148.5 in^3]
Emission	EPA/CARB Tier 3

DIMENSIONS & WEIGHT

Q2400	20CT50	23CT60
Length mm [in]	1300 [51.2]	1300 [51.2]
Width mm [in]	600 [23.6]	600 [23.6]
Height mm [in]	700 [27.55]	700 [27.55]
Weight Kg [lbs]	450 [992]	450 [992]

* PRP = Prime Running Power.
* LTP = Limited Time Power.
Non-binding pictures.

Q2400 SERIES
WITHOUT SOUNDSHIELD



GENERATOR

MODEL	20WT50	23WT60
Mecc Alte Generator	3 Phase 50 Hz 0.8PF 1500 rpm	3 Phase 60 Hz 0.8PF 1800 rpm
Power LTP*	19.8 KW	22.2 KW
Power PRP*	19 KW	21.8 KW
Load Volts	230/400	120/208/416
Amps PRP*	35.5	38.24
Fuel Cons	6.7 l/h	8 l/h

ENGINE

Base	Kubota
Configuration	4 cylinders in line - 4 stroke Diesel
Regulation	Mechanical
Displacement	2.4 l [148.5 in^3]
Emission	EPA/CARB Tier 3

DIMENSIONS & WEIGHT

Q2400	20WT50	23WT60
Length mm [in]	1201[47.3]	1201[47.3]
Width mm [in]	539 [21.22]	539 [21.22]
Height mm [in]	649 [25.55]	649 [25.55]
Weight Kg [lbs]	405 [892.9]	405 [892.9]

* PRP = Prime Running Power.
* LTP = Limited Time Power.
Non-binding pictures.

Q2400 SERIES SOUNDLESS

GENERATOR

MODEL	20SM50	20ST50	23SM60	23ST60
Mecc Alte Generator	1 Phase 50 Hz 1PF 1500 rpm	3 Phase 50 Hz 0.8PF 1500 rpm	1 Phase 60 Hz 1PF 1800 rpm	3 Phase 60 Hz 0.8PF 1800 rpm
Power LTP*	19.9 KW	19.8 KW	22.9 KW	22.2 KW
Power PRP*	19 KW	19 KW	21.8 KW	21.8 KW
Load Volts	230	230/400	2x120	120/208/416
Amps PRP*	82.6	23.3	90.8	38.24
Fuel Cons	6.7 l/h	6.7 l/h	8 l/h	8 l/h

ENGINE

Base	Kubota
Configuration	4 cylinders in line - 4 stroke Diesel
Regulation	Mechanical
Displacement	2.4 l [148.5 in^3]
Emission	EPA/CARB Tier 3

DIMENSIONS & WEIGHT

Q2400	20SM50	20ST50	23SM60	23ST60
L mm [in]	1300 [51.2]	1300 [51.2]	1300 [51.2]	1300 [51.2]
W mm [in]	600 [23.6]]	600 [23.6]	600 [23.6]	600 [23.6]
H mm [in]	700 [27.55]	700 [27.55]	700 [27.55]	700 [27.55]
Kg [lbs]	450 [992]]	450 [992]	405 [892.9]	450 [992]

* PRP = Prime Running Power.
* LTP = Limited Time Power.
Non-binding pictures.

BELLENATA

Q3300 SERIES SOUNDSHIELD

GENERATOR

MODEL	23CM50	28CM60	23CT50	28CT60
Mecc Alte Generator	1 Phase 50 Hz 1PF 1500 rpm	1 Phase 60 Hz 1PF 1800 rpm	3 Phase 50 Hz 0,8PF 1500 rpm	3 Phase 60 Hz 0,8PF 1800 rpm
Power LTP*	23.3 KW	28.8 KW	23.5 KW	29.5 KW
Power PRP*	22.2 KW	27.3 KW	22.4 KW	28 KW
Load Volts	230	2X120	230/400	208
Amps PRP*	96.5	113.8	40.4	97.2
Fuel Cons	8.01 l/h	9.8 l/h	8.01 l/h	9.8 l/h

ENGINE

Base	Kubota
Configuration	4 cylinders in line - 4 stroke Diesel
Regulation	Electronic
Displacement	3.318 l [202.5 in^3]
Emission	EPA/CARB Tier 3

DIMENSIONS & WEIGHT

Q3300	23CM50	28CM60	23CT50	28CT60
L mm [in]	1310 [51.6]	1310 [51.6]	1310 [51.6]	1310 [51.6]
W mm [in]	660 [26]	660 [26]	660 [26]	660 [26]
H mm [in]	830 [34.6]	830 [34.6]	830 [34.6]	830 [34.6]
Kg [lbs]	625 [1377]	625 [1377]	625 [1377]	625 [1377]

* PRP = Prime Running Power.
* LTP = Limited Time Power.
Non-binding pictures.

Q3300 SERIES
WITHOUT SOUNDSHIELD



GENERATOR

MODEL	23WM50	28WM60	23WT50	28WT60
Mecc Alte Generator	1 Phase 50 Hz 1PF 1500 rpm	1 Phase 60 Hz 1PF 1800 rpm	3 Phase 50 Hz 0,8PF 1500 rpm	3 Phase 60 Hz 0,8PF 1800 rpm
Power LTP*	23.3 KW	28.8 KW	23.5 KW	29.5 KW
Power PRP*	22.2 KW	27.3 KW	22.4 KW	28 KW
Load Volts	230	2X120	230/400	208
Amps PRP*	96.5	113.8	40.4	97.2
Fuel Cons	8.01 l/h	9.8 l/h	8.01 l/h	9.8 l/h

ENGINE

Base	Kubota
Configuration	4 cylinders in line - 4 stroke Diesel
Regulation	Electronic
Displacement	3.318 l [202.5 in^3]
Emission	EPA/CARB Tier 3

DIMENSIONS & WEIGHT

Q3300	23WM50	28WM60	23WT50	28WT60
L mm [in]	1257 [49.5]	1257 [49.5]	1257 [49.5]	1257 [49.5]
W mm [in]	607 [23.9]	607 [23.9]	607 [23.9]	607 [23.9]
H mm [in]	739 [29.1]	739 [29.1]	739 [29.1]	739 [29.1]
Kg [lbs]	550 [1212]	550 [1212]	550 [1212]	550 [1212]

* PRP = Prime Running Power.
* LTP = Limited Time Power.
Non-binding pictures.

NOTES

BALI
BALI 4.2
42

Q3600 SERIES SOUNDSHIELD

GENERATOR

MODEL	30CM50	37CM60	30CT50	37CT60
Mecc Alte Generator	1 Phase 50 Hz 1PF 1500 rpm	1 Phase 60 Hz 1PF 1800 rpm	3 Phase 50 Hz 0,8PF 1500 rpm	3 Phase 60 Hz 0,8PF 1800 rpm
Power LTP*	29.7 KW	37.2 KW	29.8 KW	38.1 KW
Power PRP*	28.2 KW	35.4 KW	28.3 KW	36.2 KW
Load Volts	230	2x120	230/400	120/208/416
Amps PRP*	122.6	147.5	51.1	125.6
Fuel Cons	11.4 l/h	13.6 l/h	11.4 l/h	13.6 l/h

ENGINE

Base	Kubota
Configuration	4 cylinders in line - 4 stroke Diesel
Regulation	Electronic
Displacement	3.620 l [220.9 in^3]
Emission	EPA/CARB Tier 3

DIMENSIONS & WEIGHT

Q3600	30CM50	37CM60	30CT50	37CT60
L mm [in]	1310 [51.6]	1310 [51.6]	1310 [51.6]	1310 [51.6]
W mm [in]	660 [26]	660 [26]	660 [26]	660 [26]
H mm [in]	830 [36.7]	830 [36.7]	830 [36.7]	830 [36.7]
Kg [lbs]	675 [1488]	675 [1488]	675 [1488]	675 [1488]

* PRP = Prime Running Power.
* LTP = Limited Time Power.
Non-binding pictures. .

Q3600 SERIES
WITHOUT SOUNDSHIELD



GENERATOR

MODEL	30WM50	37WM60	30WT50	37WT60
Mecc Alte Generator	1 Phase 50 Hz 1PF 1500 rpm	1 Phase 60 Hz 1PF 1800 rpm	3 Phase 50 Hz 0,8PF 1500 rpm	3 Phase 60 Hz 0,8PF 1800 rpm
Power LTP*	29.7 KW	37.2 KW	29.8 KW	38.1 KW
Power PRP*	28.2 KW	35.4 KW	28.3 KW	36.2 KW
Load Volts	230	2x120	230/400	120/208/416
Amps PRP*	122.6	147.5	51.1	125.6
Fuel Cons	11.4 l/h	13.6 l/h	11.4 l/h	13.6 l/h

ENGINE

Base	Kubota
Configuration	4 cylinders in line - 4 stroke Diesel
Regulation	Electronic
Displacement	3.620 l [220.9 in^3]
Emission	EPA/CARB Tier 3

DIMENSIONS & WEIGHT

Q3600	30WM50	37WM60	30WT50	37WT60
L mm [in]	1257 [49.5]	1257 [49.5]	1257 [49.5]	1257 [49.5]
W mm [in]	607 [23.9]	607 [23.9]	607 [23.9]	607 [23.9]
H mm [in]	807 [31.8]	807 [31.8]	807 [31.8]	807 [31.8]
Kg [lbs]	600 [1322]	600 [1322]	600 [1322]	600 [1322]

* PRP = Prime Running Power.
* LTP = Limited Time Power.
Non-binding pictures.

NOTES

Q3800 SERIES SOUNDSHIELD

GENERATOR

MODEL	36CM50	36CT50
Mecc Alte Generator	1 Phase 50 Hz 1PF 1500 rpm	3 Phase 50 Hz 0,8PF 1500 rpm
Power LTP*	36.1 KW	36.2 KW
Power PRP*	34.4KW	34.4 KW
Load Volts	230	230/400
Amps PRP*	152.2	62.1
Fuel Cons	22.13 l/h	22.13 l/h

ENGINE

Base	Kubota
Configuration	4 cylinders in line - 4 stroke Diesel
Regulation	Electronic
Displacement	3.769 l [229.99 in^3]
Emission	EPA/CARB Tier 3

DIMENSIONS & WEIGHT

Q3800	36CM50	36CT50
L mm [in]	1310 [51.6]	1310 [51.6]
W mm [in]	660 [26]	660 [26]
H mm [in]	830 [32.67]	830 [32.67]
Kg [lbs]	725 [1598]	725 [1598]

* PRP = Prime Running Power.
* LTP = Limited Time Power.
Non-binding pictures.

Q3800 SERIES
WITHOUT SOUNDSHIELD



GENERATOR

MODEL	36WM50	36WT50
Mecc Alte Generator	1 Phase 50 Hz 1PF 1500 rpm	3 Phase 50 Hz 0,8PF 1500 rpm
Power LTP*	36.1 KW	36.2 KW
Power PRP*	34.4 KW	34.4 KW
Load Volts	230	230/400
Amps PRP*	152.2	62.1
Fuel Cons	22.13 l/h	22.13 l/h

ENGINE

Base	Kubota
Configuration	4 cylinders in line - 4 stroke Diesel
Regulation	Electronic
Displacement	3.769 l [229.99 in^3]
Emission	EPA/CARB Tier 3

DIMENSIONS & WEIGHT

Q3800	36WM50	36WT50
L mm [in]	1257 [49.5]	1257 [49.5]
W mm [in]	607 [23.9]	607 [23.9]
H mm [in]	807 [31.8]	807 [31.8]
Kg [lbs]	650 [1433]	650 [1433]

* PRP = Prime Running Power.
* LTP = Limited Time Power.
Non-binding pictures.

NOTES

Q4500 SERIES
WITHOUT SOUNDSHIELD



GENERATOR

MODEL	45WT50	60WT50	75WT50	85WT50
Leroy Somer Generator	3 Phase 50 Hz 0,8PF 1500 rpm	3 Phase 50 Hz 0,8PF 1500 rpm	3 Phase 50 Hz 0,8PF 1500 rpm	3 Phase 50 Hz 0,8PF 1500 rpm
Power LTP*	48 KW	63.3 KW	80 KW	93 KW
Power PRP*	44 KW	57.5 KW	72.8 KW	84.6 KW
Load Volts	230/400	230/400	230/400	230/400
Amps PRP*	79	103	131	152
Fuel Cons	13.7 l/h	17 l/h	20.5 l/h	24.6 l/h

ENGINE

Base	John Deere
Configuration	4 cylinders in line - 4 stroke Diesel
Regulation	Electronic
Displacement	4.480 l [273.38 in^3]
Emission	EPA/CARB Tier 3

DIMENSIONS & WEIGHT

Q4500	45WT50	60WT50	75WT50	85WT50
L mm [in]	1475 [58.07]	1590 [62.59]	1590 [62.59]	1590 [62.59]
W mm [in]	710 [27.95]	770 [30.31]	770 [30.31]	770 [30.31]
H mm [in]	950 [37.40]	965 [37.99]	965 [37.99]	965 [37.99]
Kg [lbs]	1000 [2204]	1000 [2204]	1000 [2204]	1000 [2204]

* PRP = Prime Running Power.
* LTP = Limited Time Power.
Non-binding pictures.

Q4500 SERIES
WITHOUT SOUNDSHIELD



GENERATOR

MODEL	47WT60	70WT60	80WT60	98WT60
Leroy Somer Generator	3 Phase 60 Hz 0,8PF 1800 rpm	3 Phase 60 Hz 0,8PF 1800 rpm	3 Phase 60 Hz 0,8PF 1800 rpm	3 Phase 60 Hz 0,8PF 1800 rpm
Power LTP*	52 KW	76.8 KW	86.4 KW	108 KW
Power PRP*	47.2 KW	69.7 KW	79.2 KW	98.4 KW
Load Volts	240/416	240/416	240/416	240/416
Amps PRP*	82	121	137.5	170
Fuel Cons	16.7 l/h	20.8 l/h	24.1 /h	28.9 l/h

ENGINE

Base	John Deere
Configuration	4 cylinders in line - 4 stroke Diesel
Regulation	Electronic
Displacement	4.480 l [273.38in^3]
Emission	EPA/CARB Tier 3

DIMENSIONS & WEIGHT

Q4500	47WT60	70WT60	80WT60	98WT60
L mm [in]	1475 [58.07]	1590 [62.59]	1590 [62.59]	1590 [62.59]
W mm [in]	710 [27.95]	770 [30.31]	770 [30.31]	770 [30.31]
H mm [in]	950 [37.40]	965 [37.99]	965 [37.99]	965 [37.99]
Kg [lbs]	1000 [2204]	1000 [2204]	990 [2182]	990 [2182]

* PRP = Prime Running Power.
* LTP = Limited Time Power.
Non-binding pictures.

Q4500 SERIES SOUNDLESS

GENERATOR

MODEL	45ST50	60ST50	75ST50	85ST50
Leroy Somer Generator	3 Phase 50 Hz 0,8PF 1500 rpm	3 Phase 50 Hz 0,8PF 1500 rpm	3 Phase 50 Hz 0,8PF 1500 rpm	3 Phase 50 Hz 0,8PF 1500 rpm
Power LTP*	48 KW	63.3 KW	80 KW	93KW
Power PRP*	44 KW	57.5 KW	72.8 KW	84.6 KW
Load Volts	230/400	230/400	230/400	230/400
Amps PRP*	79	103	131	152
Fuel Cons	20.5 l/h	17 l/h	20.5/h	24.6 l/h

ENGINE

Base	John Deere
Configuration	4 cylinders in line - 4 stroke Diesel
Regulation	Electronic
Displacement	4.480 l [273.38 in^3]
Emission	EPA/CARB Tier 3

DIMENSIONS & WEIGHT

Q4500	45ST50	60ST50	75ST50	85ST50
L mm [in]	1580 [62.20]	1740 [68.50]	1740 [68.50]	1740 [68.50]
W mm [in]	770 [30.31]	850 [33.46]	850 [33.46]	850 [33.46]
H mm [in]	1000 [39.37]	1045 [41.14]	1045 [41.14]	1045 [41.14]
Kg [lbs]	1200 [2645]	1200 [2645]	1200 [2645]	1200 [2645]

* PRP = Prime Running Power.
* LTP = Limited Time Power.
Non-binding pictures.

Q4500 SERIES SOUNDLESS

GENERATOR

MODEL	47ST60	70ST60	80ST60	98ST60
Leroy Somer Generator	3 Phase 60 Hz 0,8PF 1800 rpm	3 Phase 60 Hz 0,8PF 1800 rpm	3 Phase 60 Hz 0,8PF 1800 rpm	3 Phase 60 Hz 0,8PF 1800 rpm
Power LTP*	52 KW	76.8 KW	86.4 KW	108 KW
Power PRP*	47.2 KW	69.7 KW	79.2KW	98.4 KW
Load Volts	120/208	120/208	120/208	240/416
Amps PRP*	163	242	275	341
Fuel Cons	16.7 l/h	20.8 l/h	24.1 /h	l/h

ENGINE

Base	John Deere
Configuration	4 cylinders in line - 4 stroke Diesel
Regulation	Electronic
Displacement	4.480 l [273.38 in^3]
Emission	EPA/CARB Tier 3

DIMENSIONS & WEIGHT

Q4500	47ST60	70ST60	80ST60	98ST60
L mm [in]	1580 [62.20]	1740 [68.50]	1740 [68.50]	1740 [68.50]
W mm [in]	770 [30.31]	850 [33.46]	850 [33.46]	850 [33.46]
H mm [in]	1000 [39.37]	1045 [41.14]	1045 [41.14]	1045 [41.14]
Kg [lbs]	1200 [2645]	1200 [2645]	1200 [2645]	1200 [2645]

* PRP = Prime Running Power.
* LTP = Limited Time Power.
Non-binding pictures.

Q6800 SERIES
WITHOUT SOUNDSHIELD



GENERATOR

MODEL	100WT50	125WT50
Leroy Somer Generator	3 Phase 50 Hz 0,8PF 1500 rpm	3 Phase 50 Hz 0,8PF 1500 rpm
Power LTP*	108 KW	132 KW
Power PRP*	98.4 KW	123 KW
Load Volts	230/400	230/400
Amps PRP*	177	216
Fuel Cons	28.9 l/h	36.2 l/h

ENGINE

Base	John Deere
Configuration	6 cylinders in line - 4 stroke Diesel
Regulation	Electronic
Displacement	6.800 l [414.96 in^3]
Emission	EPA/CARB Tier 3

DIMENSIONS & WEIGHT

Q6800	100WT50	125WT50
L mm [in]	1940 [76.37]	1940 [76.37]
W mm [in]	890 [35.03]	890 [35.03]
H mm [in]	1020 [40.16]	1020 [40.16]
Kg [lbs]	1485 [3274]	1485 [3274]

* PRP = Prime Running Power.
* LTP = Limited Time Power.
Non-binding pictures.

Q6800 SERIES
WITHOUT SOUNDSHIELD



GENERATOR

MODEL	106WT60	125WT60
Leroy Somer Generator	3 Phase 60 Hz 0,8PF 1800 rpm	3 Phase 60 Hz 0,8PF 1800 rpm
Power LTP*	116.8 KW	123.8 KW
Power PRP*	106.4 KW	122.9 KW
Load Volts	240/416	240/416
Amps PRP*	184	212
Fuel Cons	30.4 l/h	38 l/h

ENGINE

Base	John Deere
Configuration	6 cylinders in line - 4 stroke Diesel
Regulation	Electronic
Displacement	6.800 l [414.96 in^3]
Emission	EPA/CARB Tier 3

DIMENSIONS & WEIGHT

Q6800	106WT60	125WT60
L mm [in]	1940 [76.37]	1940 [76.37]
W mm [in]	890 [35.03]	890 [35.03]
H mm [in]	1020 [40.16]	1020 [40.16]
Kg [lbs]	1485 [3274]	1485 [3274]

* PRP = Prime Running Power.
* LTP = Limited Time Power.
Non-binding pictures.

Q6800 SERIES SOUNDLESS

GENERATOR

MODEL	100ST50	125ST50
Leroy Somer Generator	3 Phase 50 Hz 0,8PF 1500 rpm	3 Phase 50 Hz 0,8PF 1500 rpm
Power LTP*	108 KW	132 KW
Power PRP*	98.4 KW	123 KW
Load Volts	230/400	230/400
Amps PRP*	177	216
Fuel Cons	28.9 l/h	36.2 l/h

ENGINE

Base	John Deere
Configuration	6 cylinders in line - 4 stroke Diesel
Regulation	Electronic
Displacement	6.800 l [414.96 in^3]
Emission	EPA/CARB Tier 3

DIMENSIONS & WEIGHT

Q6800	100ST50	125ST50
L mm [in]	2070 [81.50]	2050 [80.70]
W mm [in]	920 [36.22]	970 [38.18]
H mm [in]	1080 [42.51]	1080 [42.51]
Kg [lbs]	1650 [3637.62]	1650 [3637.62]

* PRP = Prime Running Power.
* LTP = Limited Time Power.
Non-binding pictures.

Q6800 SERIES SOUNDLESS

GENERATOR

MODEL	106ST60	125ST60
Leroy Somer Generator	3 Phase 60 Hz 0,8PF 1800 rpm	3 Phase 60 Hz 0,8PF 1800 rpm
Power LTP*	116.8 KW	123.8 KW
Power PRP*	106.4 KW	122.9 KW
Load Volts	120/208	120/208
Amps PRP*	369	425
Fuel Cons	30.4 l/h	38 l/h

ENGINE

Base	John Deere
Configuration	6 cylinders in line - 4 stroke Diesel
Regulation	Electronic
Displacement	6.800 l [414.96 in^3]
Emission	EPA/CARB Tier 3

DIMENSIONS & WEIGHT

Q6800	106ST60	125ST60
L mm [in]	2070 [81.50]	2050 [80.70]
W mm [in]	920 [36.22]	970 [38.18]
H mm [in]	1080 [42.51]	1080 [42.51]
Kg [lbs]	1650 [3637.62]	1650 [3637.62]

* PRP = Prime Running Power.
* LTP = Limited Time Power.
Non-binding pictures.

Q12000 Tier II 50 Hz



MODEL

MODEL	177WT50	262WT50	355WT50
Leroy Somer Generator	3 Phase 50 Hz 0,8PF 1500 rpm	3 Phase 50 Hz 0,8PF 1500 rpm	3 Phase 50 Hz 0,8PF 1500 rpm
Power PRPM	177 KW	262 KW	355 KW
Load Volts	380/415 V	380/415 V	380/415 V
Load Amps*	307 A	452 A	617 A
Fuel cons	213 G/KWh**	213 G/KWh**	200 G/KWh**

ENGINE

Base	Man
Configuration	6 cylinders in line-4 stroke Diesel
Regulation	Electronic
Displacement	12.4 l [756.69 in^3]
Emission	EPA/CARB Tier 2

DIMENSIONS & WEIGHT

D	177WT50	262WT50	355WT50
L mm [in]	2730 [107.5]	2730 [107.5]	2730 [107.5]
W mm [in]	990 [39]	990 [39]	990 [39]
H mm [in]	1397 [55]	1397 [55]	1397 [55]
Kg [lbs]	2200 [4850.17]	2200 [4850.17]	2200 [4850.17]

* PRP = Prime Running Power.
* LTP = Limited Time Power.
Non-binding pictures.

** Gallon/KWh at 75 % load

Q12000 Tier II 60 Hz



MODEL

MODEL	205WT60	310WT60	422WT60
Leroy Somer Generator	3 Phase 60 Hz 0,8PF 1800 rpm	3 Phase 60 Hz 0,8PF 1800 rpm	3 Phase 60 Hz 0,8PF 1800 rpm
Power PRP*	205 KW	310 KW	417 KW
Load Volts	380/480 V	380/480 V	380/480 V
Load Amps*	308 A	466 A	634 A
Fuel cons	213 G/KWh**	213 G/KWh**	197 G/KWh**

ENGINE

Base	Man
Configuration	6 cylinders in line-4 stroke Diesel
Regulation	Electronic
Displacement	12.4 l [756.69 in^3]
Emission	EPA/CARB Tier 2

DIMENSIONS & WEIGHT

D	205WT60	310WT60	422WT60
L mm [in]	2730 [107.5]	2730 [107.5]	2730 [107.5]
W mm [in]	990 [39]	990 [39]	990 [39]
H mm [in]	1397 [55]	1397 [55]	1397 [55]
Kg [lbs]	2200 [4850.17]	2200 [4850.17]	2200 [4850.17]

* PRP = Prime Running Power.
* LTP = Limited Time Power.
Non-binding pictures.

** Gallon/KWh at 75 % load

Q12000 Tier III 50-60 Hz



MODEL

MODEL	278WT50	340WT50	278WT60	389WT60
Leroy Somer Generator	3 Phase 50 Hz 0,8PF 1500 rpm	3 Phase 50 Hz 0,8PF 1500 rpm	3 Phase 50 Hz 0,8PF 1800 rpm	3 Phase 50 Hz 0,8PF 1800 rpm
Power PRP*	278 KW	340 KW	278 KW	389 KW
Load Volts	380/415 V	380/415 V	380/480 V	380/480 V
Load Amps*	485 A	591 A	417 A	584 A
Fuel cons	199 G/KWh**	213 G/KWh**	205 G/KWh**	199 G/KWh**

ENGINE

Base	Man
Configuration	6 cylinders in line-4 stroke Diesel
Regulation	Electronic
Displacement	12.4 l [756.69 in^3]
Emission	EPA/CARB Tier 3

DIMENSIONS & WEIGHT

D	278WT50	340WT50	278WT60	389WT60
L mm [in]	2730 [107.5]	2730 [107.5]	2730 [107.5]	2730 [107.5]
W mm [in]	990 [39]	990 [39]	990 [39]	990 [39]
H mm [in]	1397 [55]	1397 [55]	1397 [55]	1397 [55]
Kg [lbs]	2200 [4850.17]	2200 [4850.17]	2200 [4850.17]	2200 [4850.17]

* PRP = Prime Running Power.
** Gallon/KWh at 75 % load
Non-binding pictures.

NICOLO'

Q24000 Tier II 50-60 Hz



GENERATOR

MODEL	568WT50 T2	668WT50 T2	664WT60 T2	764WT60 T2
Leroy Somer Generator	3 Phase, 50 Hz 0.8PF 1500 rpm	3 Phases, 50 Hz 0.8PF 1500 rpm	3 Phase, 50 Hz 0.8PF 1800 rpm	3 Phases, 50 Hz 0.8PF 1800 rpm
Power PRP*	568 KW	668 KW	664 KW	764 KW
Load Volts	230/400	230/400	380/480 V	380/480 V
Amps PRP*	790 A	1161 A	998 A	1148 A
Fuel Cons	198 G/KWh**	198 G/KWh**	199 G/KWh**	201 G/KWh**

ENGINE

Base	Man
Configuration	12 cylinders in V-4 stroke Diesel
Regulation	Electronic
Displacement	24.2 l [1476.773 in^3]
Emission	EPA/CARB Tier 2

DIMENSIONS & WEIGHT

Q24000	568WT50	668WT50	664WT60	764WT60
L mm [in]	3332 [131.18]	3332 [131.18]	3332 [131.18]	3332 [131.18]
W mm [in]	1372 [14.64]	1372 [14.64]	1372 [14.64]	1372 [14.64]
H mm [in]	1531 [60.27]	1531 [60.27]	1531 [60.27]	1531 [60.27]
Kg [lbs]	4500 [9920]	4500 [9920]	4500 [9920]	4500 [9920]

* PRP = Prime Running Power.
** Gallon/KWh at 75 % load
Note : Non-binding pictures.

Q24000 Tier III 50-60 Hz



GENERATOR

MODEL	568WT50 T3	668WT50 T3	664WT60 T3	764WT60 T3
Leroy Somer Generator	3 Phase, 50 Hz 0.8PF 1500 rpm	3 Phases, 50 Hz 0.8PF 1500 rpm	3 Phase, 50 Hz 0.8PF 1500 rpm	3 Phases, 50 Hz 0.8PF 1800 rpm
Power PRP*	568 KW	668 KW	664 KW	764 KW
Load Volts	230/400	230/400	380/480 V	380/480 V
Amps PRP*	790 A	1161 A	998 A	1148 A
Fuel Cons	198 G/KWh**	198 G/KWh**	199 G/KWh**	201 G/KWh**

ENGINE

Base	Man
Configuration	12 cylinders in V-4 stroke Diesel
Regulation	Electronic
Displacement	24.2 l [1476.773 in^3]
Emission	EPA/CARB Tier 3

DIMENSIONS & WEIGHT

Q24000	568WT50	668WT50	664WT60	764WT60
L mm [in]	3332 [131.18]	3332 [131.18]	3332 [131.18]	3332 [131.18]
W mm [in]	1372 [14.64]	1372 [14.64]	1372 [14.64]	1372 [14.64]
H mm [in]	1531 [60.27]	1531 [60.27]	1531 [60.27]	1531 [60.27]
Kg [lbs]	4500 [9920]	4500 [9920]	4500 [9920]	4500 [9920]

* PRP = Prime Running Power.
** Gallon/KWh at 75 % load
Note : Non-binding pictures.

NANNI HYBRID SYSTEM

For many years, Nanni's development focus has been the environmental performance of its propulsion systems. We aim to make engines progressively cleaner and more efficient.

The hybrid system is the proof of Nanni's commitment to reducing exhaust emissions. It offers a clean, smooth and amazingly quiet boating experience, where mechanical and electric power work in unison.

ECO-SENSITIVE & USER-FRIENDLY TECHNOLOGY

The hybrid system seamlessly integrates an electric motor and a diesel engine.

The electric motor is a compact yet formidable power source. In propulsion mode, it is used at low speeds, propelling the boat with no emissions, noise and vibrations. In generator mode, it produces electrical energy to recharge the batteries by converting the mechanical power supplied by the combustion engine.

The hybrid technology results in a highly reliable propulsion system, where the propeller can be driven either by the electric motor or by the combustion engine, which remains the main source for propulsion at high speed

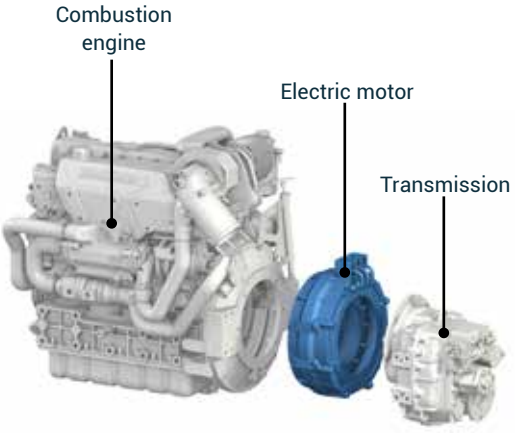

NOTES

NOTES

NOTES

NOTES

ENERGY IN BLUE

NANNI INDUSTRIES S.A.S.
11, Avenue Abbé Mariotte
33260 La Teste de Buch
France
Tel +33 (0)5 56 22 30 60
www.nannienergy.com

NANNI SRL
Via degli Olmetti,44/A
00060 Formello - Roma
Italia
Tel +39 06 30 88 42 51
www.nannienergy.com