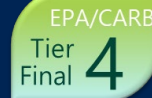


HYUNDAI DX08



INDUSTRIAL





Power Rating

Max. Power kW (HP) / rpm	Max. Torque Nm (kg.m) / rpm	Turbocharger	After Treatment System
254.4 (341.2) / 2,200	1,460 (148.9) / 1,300	2-Stage	DOC+DPF+SCR (No EGR)
227.1(304.5) / 1,800	1,230(125.4) / 1,300	Single	
207.3(278.0) / 2,200	1 230(125.4) / 1 300		

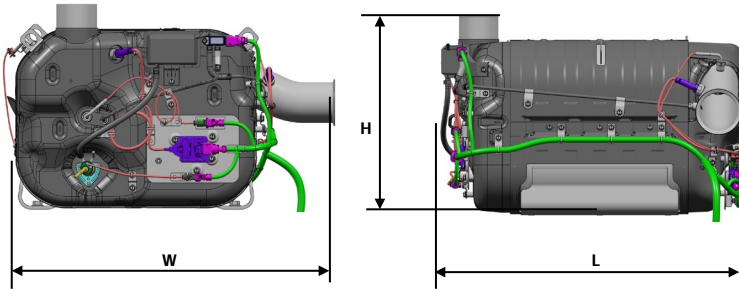


Engine Specifications

Engine Model	DX08
Cylinders and Arrangement	6-cylinder / In-line type
Valve System Type	Over head valve
Bore x Stroke	110 x 132 mm
Displacement	7.527 liter
Compression Ratio	16.6 : 1
Rotation	Counterclockwise viewed from Flywheel
Firing Order	1-5-3-6-2-4
Fuel System	Common rail pump Direct injection controlled by ECU
Aspiration	Turbo charger & Intercooler
After Treatment System	DOC + DPF + SCR
Water Flow	400 liter/min @2,200 rpm (254kW) 325 liter/min @1,800 rpm (227kW) 400 liter/min @2,200 rpm (207kW)
Cooling Method	Fresh water forced circulation
Dimension (L x W x H)	Single : 1,147 x 934 x 1,133 mm 2-Stage : 1,147 x 988 x 1,180 mm
Dry Weight(w/o Fan & ATS)	Single : 864 kg, 2-Stage : 880 kg



Aftertreatment Unit

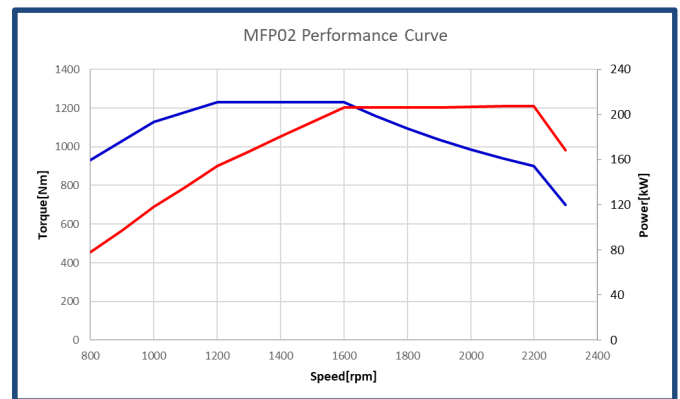
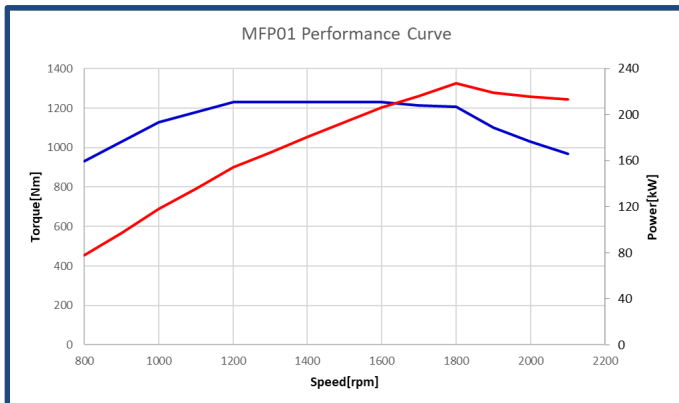


Dimension (mm)

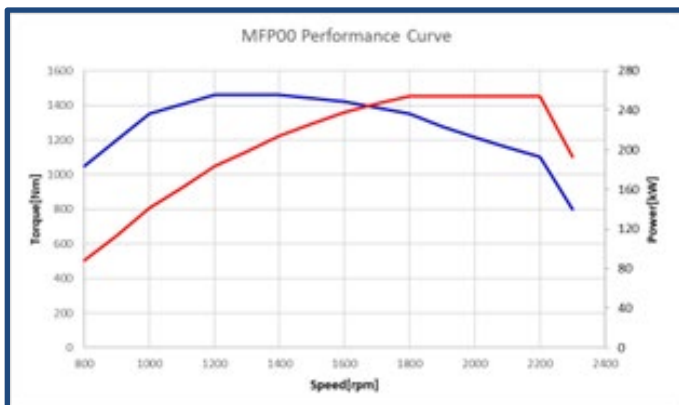
L	W	H
803	673	513

Performance Curve

Single



2-Stage



※ Specifications are subject to change without prior notice.

